

Quarterly Report



INVESTMENT STRATEGY
GLOBAL SMALL CAP EQUITY

Wealth Invest Allspring Small Cap Aktier

31 December 2024

The information contained in this report represents estimated trade date investment calculations. Certain calculations may not be available for all time periods. Please refer to your custody statement for official portfolio holdings and transactions. Note that certain accounting methods may cause differences between this investment report and your custody statement.

Allspring Global Investments™ is the trade name for the asset management firms of Allspring Global Investments Holdings, LLC, a holding company indirectly owned by certain private funds of GTCR LLC and Reverence Capital Partners, L.P. These firms include but are not limited to Allspring Global Investments, LLC, and Allspring Funds Management, LLC. Certain products managed by Allspring entities are distributed by Allspring Funds Distributor, LLC (a broker-dealer and Member FINRA/SIPC).

Portfolio Overview

US Dollar

30 September 2024 to 31 December 2024

Wealth Invest Allspring Small Cap Aktier

Account: XXXXXXXXXXXVEST

Investment Strategy: Global Small Cap Equity

Primary Benchmark: Russell 2000 V thru 12/18/19 & MSCI World Small Cap (Net) 12/19/19



Change in portfolio value

MARKET VALUE

Beginning value	69,373,381.64
Net contributions/withdrawals/expenses	437,679.32
Realized gain/loss	89,259.93
Unrealized gain/loss	-4,020,087.42
Income received	271,197.78
Ending value	66,151,431.25

Asset class

MARKET VALUE

% OF ASSETS

Cash and cash equivalents	2,501,931.86	3.78
Equity	63,649,499.39	96.22
Total	66,151,431.25	100.00

The information contained in this report represents estimated trade date investment calculations. Certain calculations may not be available for all time periods. Please refer to your custody statement for official portfolio holdings and transactions. Note that certain accounting methods may cause differences between this investment report and your custody statement.

Performance Overview

US Dollar

31 December 2024

Wealth Invest Allspring Small Cap Aktier

Account: XXXXXXXXXXXVEST

Investment Strategy: Global Small Cap Equity

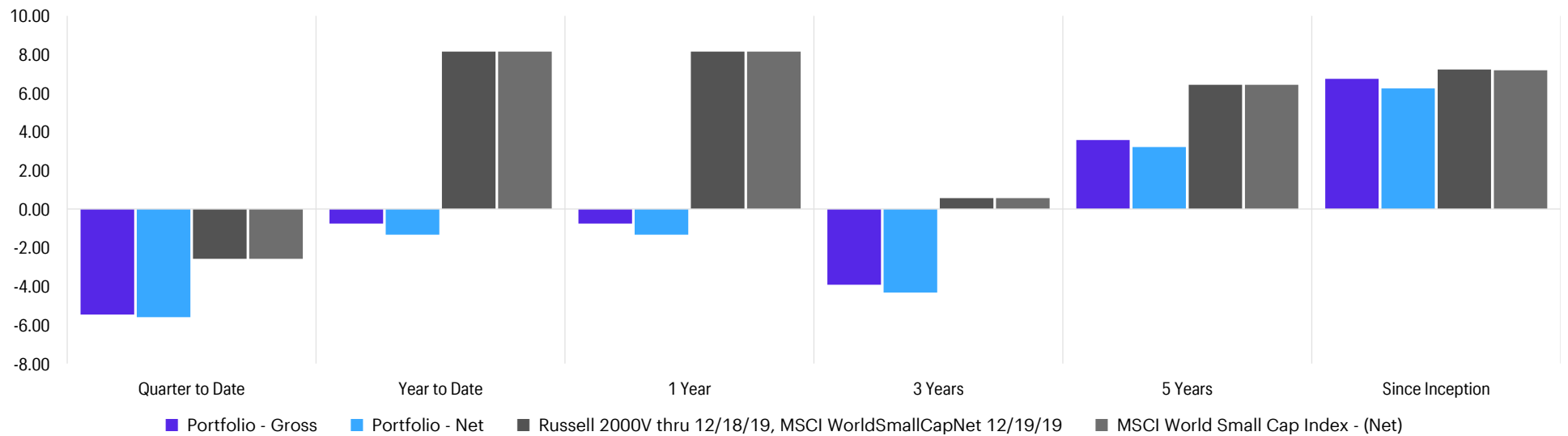
Primary Benchmark: Russell 2000 V thru 12/18/19 & MSCI World Small Cap (Net) 12/19/19



Performance history (%)

	QUARTER TO DATE	YEAR TO DATE	1 YEAR	3 YEARS	5 YEARS	SINCE INCEPTION (21-Jul-15)
Portfolio - Gross	-5.46	-0.75	-0.75	-3.92	3.57	6.74
Portfolio - Net	-5.60	-1.33	-1.33	-4.32	3.21	6.25
Russell 2000V thru 12/18/19, MSCI WorldSmallCapNet 12/19/19	-2.58	8.15	8.15	0.57	6.43	7.22
MSCI World Small Cap Index - (Net)	-2.58	8.15	8.15	0.57	6.43	7.18

Assets Under Management \$66.15m



The information contained in this report represents estimated trade date investment calculations. Certain calculations may not be available for all time periods. Please refer to your custody statement for official portfolio holdings and transactions. Note that certain accounting methods may cause differences between this investment report and your custody statement. All returns greater than one year are annualized.

Portfolio Attribution

US Dollar

30 September 2024 to 31 December 2024

Wealth Invest Allspring Small Cap Aktier

Account: XXXXXXXXXXXVEST

Investment Strategy: Global Small Cap Equity

Primary Benchmark: Russell 2000 V thru 12/18/19 & MSCI World Small Cap (Net) 12/19/19



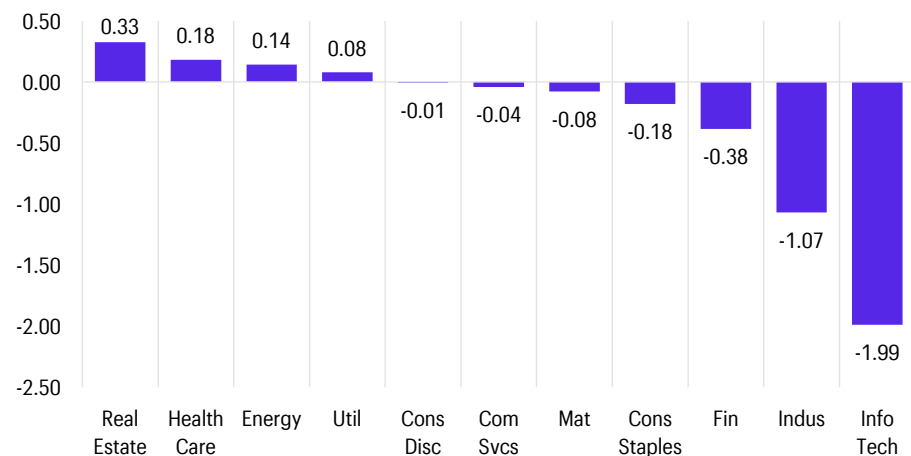
Five largest relative contributors (%)

COMPANY	SECTOR	COUNTRY	RELATIVE CONTRIBUTION
CBIZ, Inc.	Indus	United States	0.39
Primo Brands Corporation	Cons Staples	United States	0.33
Expand Energy Corporation	Energy	United States	0.20
Webster Financial Corporation	Fin	United States	0.19
Hanover Insurance Group, Inc.	Fin	United States	0.17

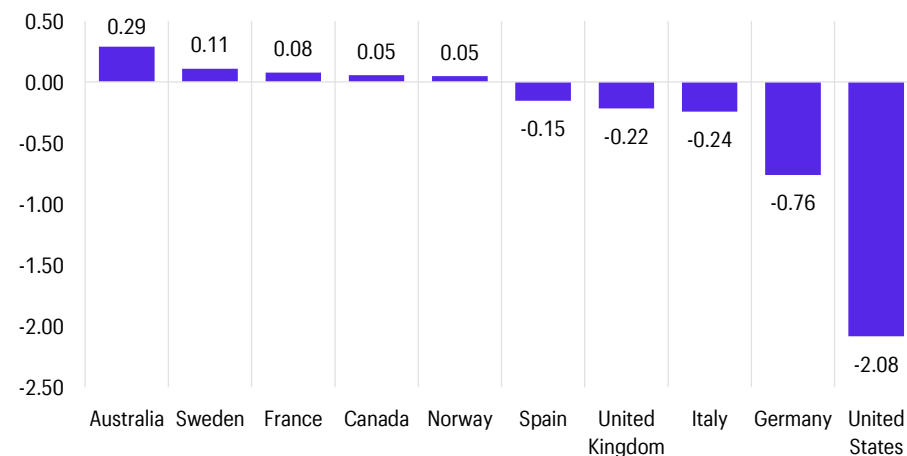
Five largest relative detractors (%)

COMPANY	SECTOR	COUNTRY	RELATIVE CONTRIBUTION
Novanta Inc.	Info Tech	United States	-0.39
Gibraltar Industries, Inc.	Indus	United States	-0.37
Bechtle AG	Info Tech	Germany	-0.34
Spectris plc	Info Tech	United Kingdom	-0.28
Quaker Houghton	Mat	United States	-0.25

Sector by relative contribution (%)



Top/bottom five relative country contributors (%)¹



Source: FactSet. Past performance is not indicative of future results. This report is for analytical purposes only and is not a custodial statement. Certain accounting methods may cause differences between this report and your custodial statement so please refer to your custodial statement for official holdings, pricing and transactions. Performance is calculated gross of management fees. Totals may not represent actual performance for the account or benchmark due to differences in pricing and timing. ¹Countries listed are the five largest relative contributors and five largest relative detractors for the time period.

Portfolio Positioning

US Dollar

31 December 2024

Wealth Invest Allspring Small Cap Aktier

Account: XXXXXXXXXXXVEST

Investment Strategy: Global Small Cap Equity

Primary Benchmark: Russell 2000 V thru 12/18/19 & MSCI World Small Cap (Net) 12/19/19



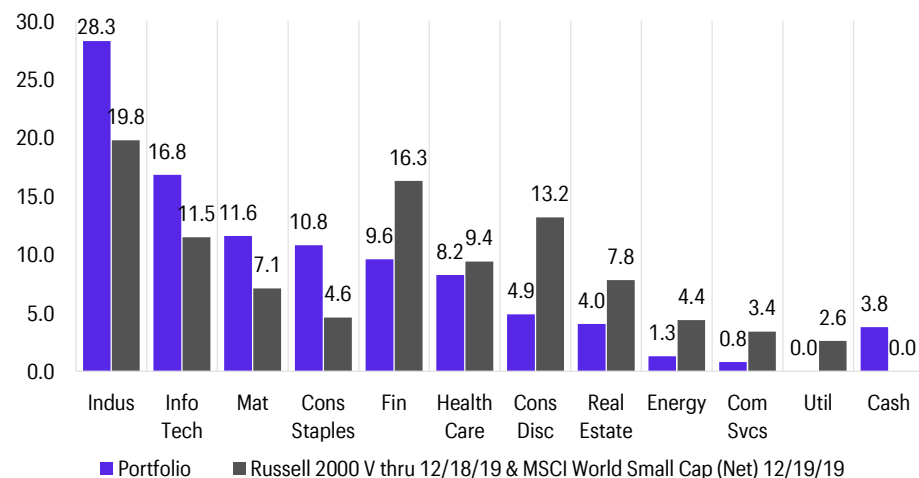
Ten largest company weights (%)¹

COMPANY	SECTOR	COUNTRY	WEIGHT
Innospec Inc.	Mat	United States	3.7
Novanta Inc.	Info Tech	United States	3.0
J&J Snack Foods Corp.	Cons Staples	United States	2.8
Hanover Insurance Group, Inc.	Fin	United States	2.6
Gibraltar Industries, Inc.	Indus	United States	2.6
Spectris plc	Info Tech	United Kingdom	2.4
CBIZ, Inc.	Indus	United States	2.1
Brady Corporation	Indus	United States	2.1
Viscofan, S.A.	Cons Staples	Spain	2.1
Graphic Packaging Holding Company...	Mat	United States	2.1
Total			25.5

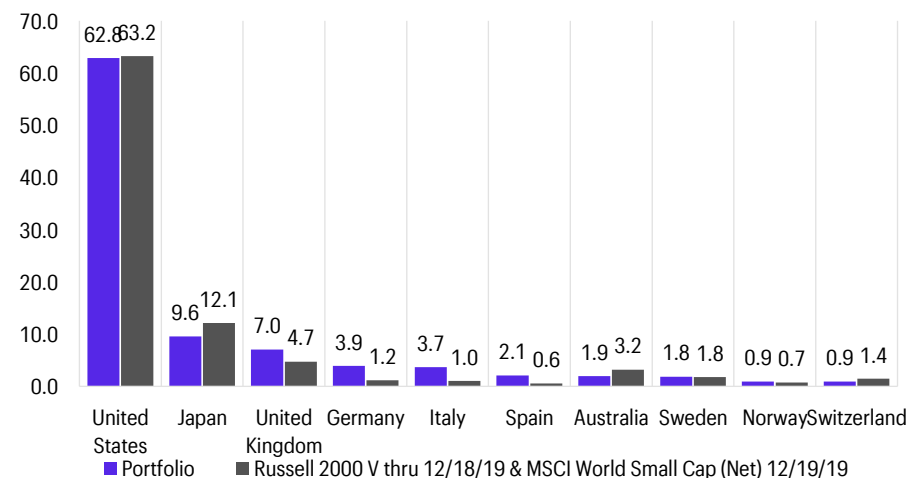
Portfolio characteristics

CHARACTERISTIC	PORTFOLIO	BENCHMARK
Number of Companies	91	3,960
Ten largest company weights	25.5%	2.0%
Weighted average market cap	\$3.5B	\$5.2B
Weighted median market cap	\$3.0B	\$4.1B
Dividend yield (%)	1.8	2
Price/Earnings 1 year EPS forecast	14.9	16.7
Long-Term Growth forecast	10.4	12
Return on equity (5 year average)	13.6	13.7
Percent in cash	3.8	0
Price to Book	2	1.9

Sector weights (%)



Country weights (%)



Source: FactSet. Past performance is not indicative of future results. This report is for analytical purposes only and is not a custodial statement. Certain accounting methods may cause differences between this report and your custodial statement so please refer to your custodial statement for official holdings, pricing and transactions. ¹ Ten largest company weights include the underlying ordinary shares and based on market value within the portfolio. The information shown is not intended nor should it be construed to be a recommendation to buy or sell an individual security.

Portfolio Appraisal

US Dollar

31 December 2024

Wealth Invest Allspring Small Cap Aktier

Account: XXXXXXXXXXXVEST

Investment Strategy: Global Small Cap Equity

Primary Benchmark: Russell 2000 V thru 12/18/19 & MSCI World Small Cap (Net) 12/19/19



SECURITY	CUSIP	SEDOL	QUANTITY	PRICE	MARKET VALUE	% ASSETS
Communication Services					521,141.06	0.79
S4 Capital plc	BFZZM64	BFZZM64	241,201.00	0.41	99,082.28	0.15
Ziff Davis, Inc.	48123V102	B75DGJ3	7,767.00	54.34	422,058.78	0.64
Consumer Discretionary					3,214,863.53	4.86
Bapcor Ltd	BLD2CY7	BLD2CY7	15,825.00	2.92	46,246.80	0.07
De'Longhi S.p.A.	7169517	7169517	8,352.00	31.19	260,492.71	0.39
Denny's Corporation	24869P104	2250580	127,943.00	6.05	774,055.15	1.17
Domino's Pizza Group plc	BYN5913	BYN5913	240,341.00	3.95	948,159.60	1.43
Holley Inc.	43538H103	BNT8W10	152,533.00	3.02	460,649.66	0.70
Samarkand Group Plc	BLH1QT3	BLH1QT3	289,998.00	0.04	10,895.80	0.02
Wendy's Company	95058W100	B3NXMJ9	43,826.00	16.30	714,363.80	1.08
Consumer Staples					7,142,017.59	10.80
Edgewell Personal Care Co.	28035Q102	BX8ZSB4	10,192.00	33.60	342,451.20	0.52
Guardian Pharmacy Services, Inc. Class A	40145W101	BS3D8K7	25,782.00	20.26	522,343.32	0.79
J & J Snack Foods Corp.	466032109	2469171	12,005.00	155.13	1,862,335.65	2.82
Nomad Foods Ltd.	G6564A105	BQFJGK5	44,477.00	16.78	746,324.06	1.13
Primo Brands Corporation Class A	741623102	BNDXX18	31,375.00	30.77	965,408.75	1.46
Spectrum Brands Holdings, Inc.	84790A105	BDRYFB1	15,743.00	84.49	1,330,126.07	2.01
Viscofan, S.A.	5638280	5638280	21,737.00	63.17	1,373,028.54	2.08
Energy					846,861.96	1.28
Cactus, Inc. Class A	127203107	BF1GM16	14,511.00	58.36	846,861.96	1.28
Financials					6,341,701.09	9.59

The information contained in this report represents estimated trade date investment calculations. Certain calculations may not be available for all time periods. Please refer to your custody statement for official portfolio holdings and transactions. Note that certain accounting methods may cause differences between this investment report and your custody statement.

Portfolio Appraisal

US Dollar

31 December 2024

Wealth Invest Allspring Small Cap Aktier

Account: XXXXXXXXXXXVEST

Investment Strategy: Global Small Cap Equity

Primary Benchmark: Russell 2000 V thru 12/18/19 & MSCI World Small Cap (Net) 12/19/19



SECURITY	CUSIP	SEDOL	QUANTITY	PRICE	MARKET VALUE	% ASSETS
Amerant Bancorp Inc. Class A	023576101	BKDSMB5	25,193.00	22.41	564,575.13	0.85
Azimut Holding Spa	B019M65	B019M65	20,344.00	24.84	505,378.45	0.76
Cadence Bank	12740C103	BMCS168	9,871.00	34.45	340,055.95	0.51
Global Blue Group Holding AG	H33700107	BMFSGJ3	49,346.00	6.93	341,967.78	0.52
Hanover Insurance Group, Inc.	410867105	2020415	11,314.00	154.66	1,749,823.24	2.65
Horace Mann Educators Corporation	440327104	2437112	7,854.00	39.23	308,112.42	0.47
Lancashire Holdings Limited	B0PYHC7	B0PYHC7	66,588.00	8.25	549,571.77	0.83
Old National Bancorp	680033107	2658441	20,144.00	21.71	437,225.52	0.66
Shizuoka Financial Group, Inc.	BP38QJ6	BP38QJ6	41,600.00	8.17	340,005.09	0.51
Steadfast Group Limited	BCT5FD7	BCT5FD7	102,281.00	3.59	367,298.34	0.56
Webster Financial Corporation	947890109	2945143	15,170.00	55.22	837,687.40	1.27
Health Care					5,447,145.41	8.23
Amplifon SpA	B14NJ71	B14NJ71	15,454.00	25.73	397,665.05	0.60
Ansell Limited	6286611	6286611	41,559.00	20.94	870,231.31	1.32
Azenta, Inc.	114340102	2145460	8,142.00	50.00	407,100.00	0.62
Chemed Corporation	16359R103	2190084	2,424.00	529.80	1,284,235.20	1.94
Enovis Corporation	194014502	BJLTMX5	15,008.00	43.88	658,551.04	1.00
Gerresheimer AG	B1Y47Y7	B1Y47Y7	6,219.00	73.52	457,224.01	0.69
ICU Medical, Inc.	44930G107	2451918	1,560.00	155.17	242,065.20	0.37
Prestige Consumer Healthcare Inc	74112D101	B0650P3	12,675.00	78.09	989,790.75	1.50
Varex Imaging Corporation	92214X106	BDQYWV1	9,615.00	14.59	140,282.85	0.21

The information contained in this report represents estimated trade date investment calculations. Certain calculations may not be available for all time periods. Please refer to your custody statement for official portfolio holdings and transactions. Note that certain accounting methods may cause differences between this investment report and your custody statement.

Portfolio Appraisal

US Dollar

31 December 2024

Wealth Invest Allspring Small Cap Aktier

Account: XXXXXXXXXXXVEST

Investment Strategy: Global Small Cap Equity

Primary Benchmark: Russell 2000 V thru 12/18/19 & MSCI World Small Cap (Net) 12/19/19



SECURITY	CUSIP	SEDOL	QUANTITY	PRICE	MARKET VALUE	% ASSETS
Industrials					18,689,098.87	28.25
AEON Delight Co., Ltd.	6476218	6476218	25,800.00	27.65	713,292.19	1.08
Air Lease Corporation Class A	00912X302	B3XS562	7,478.00	48.21	360,514.38	0.54
Alamo Group Inc.	011311107	2021634	3,955.00	185.91	735,274.05	1.11
Aris Water Solutions, Inc. Class A	04041L106	BNV0RQ4	6,981.00	23.95	167,194.95	0.25
Atkore Inc	047649108	BDHF495	7,950.00	83.45	663,427.50	1.00
ATS Corporation	BP8JT73	BP8JT73	6,600.00	30.48	201,184.81	0.30
Bossard Holding AG	BLNNOG8	BLNNOG8	1,900.00	210.76	400,441.38	0.61
Brady Corporation Class A	104674106	2117726	18,869.00	73.85	1,393,475.65	2.11
Bucher Industries AG	B07ZBW6	B07ZBW6	577.00	359.72	207,560.83	0.31
CBIZ, Inc.	124805102	2730781	17,083.00	81.83	1,397,901.89	2.11
CSW Industrials, Inc.	126402106	BYQD1J6	2,399.00	352.80	846,367.20	1.28
Daiseki Co., Ltd.	6263164	6263164	17,140.00	22.94	393,164.29	0.59
Gates Industrial Corporation plc	G39108108	BD9G2S1	36,233.00	20.57	745,312.81	1.13
Gibraltar Industries, Inc.	374689107	2369226	29,380.00	58.90	1,730,482.00	2.62
GVS S.p.A	BMVB793	BMVB793	20,776.00	5.06	105,201.25	0.16
Interpump Group S.p.A.	5161407	5161407	26,506.00	44.17	1,170,887.50	1.77
Kadant Inc.	48282T104	2769978	1,173.00	344.99	404,673.27	0.61
Krones AG	5523881	5523881	5,802.00	124.26	720,956.55	1.09
Loomis AB	BMVB566	BMVB566	26,778.00	30.45	815,269.74	1.23
Mayville Engineering Company, Inc.	578605107	BJLD0Y4	35,115.00	15.72	552,007.80	0.83

The information contained in this report represents estimated trade date investment calculations. Certain calculations may not be available for all time periods. Please refer to your custody statement for official portfolio holdings and transactions. Note that certain accounting methods may cause differences between this investment report and your custody statement.

Portfolio Appraisal

US Dollar

31 December 2024

Wealth Invest Allspring Small Cap Aktier

Account: XXXXXXXXXXXVEST

Investment Strategy: Global Small Cap Equity

Primary Benchmark: Russell 2000 V thru 12/18/19 & MSCI World Small Cap (Net) 12/19/19



SECURITY	CUSIP	SEDOL	QUANTITY	PRICE	MARKET VALUE	% ASSETS
MEITEC Group Holdings Inc.	6576356	6576356	55,200.00	18.87	1,041,410.03	1.57
MSA Safety, Inc.	553498106	BKM4S16	6,088.00	165.77	1,009,207.76	1.53
MSC Industrial Direct Co., Inc. Class A	553530106	2567655	8,091.00	74.69	604,316.79	0.91
Quanex Building Products Corporation	747619104	B2QXCJ9	38,834.00	24.24	941,336.16	1.42
Taikisha Ltd.	6869959	6869959	12,500.00	31.81	397,683.89	0.60
Watts Water Technologies, Inc. Class A	942749102	2943620	4,774.00	203.30	970,554.20	1.47
Information Technology					11,114,815.39	16.80
Atea ASA	B12TR11	B12TR11	32,024.00	12.45	398,701.60	0.60
Barco NV	BMB3BN1	BMB3BN1	50,560.00	10.85	548,679.17	0.83
Bechtle AG	5932409	5932409	22,300.00	32.20	718,150.35	1.09
Blackbaud, Inc.	09227Q100	2458878	16,794.00	73.92	1,241,412.48	1.88
DTS Corporation	6255699	6255699	38,000.00	26.69	1,014,316.62	1.53
E2open Parent Holdings, Inc. Class A	29788T103	BM9NG38	16,415.00	2.66	43,663.90	0.07
FormFactor, Inc.	346375108	2891826	8,772.00	44.00	385,968.00	0.58
Horiba , Ltd.	6437947	6437947	13,600.00	58.23	791,977.60	1.20
Informatica, Inc. Class A	45674M101	BMG95P4	41,934.00	25.93	1,087,348.62	1.64
Novanta Inc	67000B104	BD8S5H8	12,861.00	152.77	1,964,774.97	2.97
Progress Software Corporation	743312100	2705198	14,643.00	65.15	953,991.45	1.44
Spectris plc	0330860	0330860	51,064.00	31.41	1,603,929.93	2.42
Teradata Corporation	88076W103	B247H10	11,618.00	31.15	361,900.70	0.55
Materials					7,656,030.37	11.57

The information contained in this report represents estimated trade date investment calculations. Certain calculations may not be available for all time periods. Please refer to your custody statement for official portfolio holdings and transactions. Note that certain accounting methods may cause differences between this investment report and your custody statement.

Portfolio Appraisal

US Dollar

31 December 2024

Wealth Invest Allspring Small Cap Aktier

Account: XXXXXXXXXXXVEST

Investment Strategy: Global Small Cap Equity

Primary Benchmark: Russell 2000 V thru 12/18/19 & MSCI World Small Cap (Net) 12/19/19



SECURITY	CUSIP	SEDOL	QUANTITY	PRICE	MARKET VALUE	% ASSETS
Balchem Corp	057665200	2072074	4,440.00	163.00	723,697.80	1.09
Elementis plc	0241854	0241854	141,272.00	1.82	256,900.97	0.39
Elopak ASA	BMCQVP1	BMCQVP1	56,992.00	3.98	226,816.85	0.34
Fuji Seal International, Inc.	6083704	6083704	29,800.00	16.17	482,003.05	0.73
Graphic Packaging Holding Company	388689101	B2Q8249	50,203.00	27.16	1,363,513.48	2.06
Hexpol AB Class B	BXBZB01	BXBZB01	42,053.00	9.30	391,252.66	0.59
Innospec Inc.	45768S105	2245597	22,234.00	110.06	2,447,074.04	3.70
Nihon Parkerizing Co., Ltd.	6640529	6640529	66,300.00	8.30	550,109.44	0.83
Quaker Houghton	747316107	2715186	7,733.00	140.76	1,088,497.08	1.65
Stepan Co	858586100	2845005	1,950.00	64.70	126,165.00	0.19
Real Estate					2,675,824.13	4.04
Irish Residential Properties REIT PLC	BJ34P51	BJ34P51	248,509.00	0.94	234,171.28	0.35
LondonMetric Property Plc	B4WFW71	B4WFW71	190,398.00	2.26	429,456.44	0.65
ORIX JREIT Inc.	6527774	6527774	582.00	1,044.16	607,700.43	0.92
TAG Immobilien AG	5735631	5735631	45,979.00	14.87	683,697.65	1.03
Terreno Realty Corporation	88146M101	B3N4753	12,188.00	59.14	720,798.32	1.09
Cash					2,501,931.86	3.78
Australian Dollar	CASH_AUD	CASH_AUD	16,541.09	0.62	10,241.42	0.02
British Pounds	CASH_GBP	CASH_GBP	66,568.32	1.25	83,370.16	0.13
Canadian Dollar	CASH_CAD	CASH_CAD	1.83	0.70	1.27	0.00
Danish Krone	CASH_DKK	CASH_DKK	1,649,848.87	0.14	229,094.77	0.35

The information contained in this report represents estimated trade date investment calculations. Certain calculations may not be available for all time periods. Please refer to your custody statement for official portfolio holdings and transactions. Note that certain accounting methods may cause differences between this investment report and your custody statement.

Portfolio Appraisal

US Dollar

31 December 2024

Wealth Invest Allspring Small Cap Aktier

Account: XXXXXXXXXXXVEST

Investment Strategy: Global Small Cap Equity

Primary Benchmark: Russell 2000 V thru 12/18/19 & MSCI World Small Cap (Net) 12/19/19



SECURITY	CUSIP	SEDOL	QUANTITY	PRICE	MARKET VALUE	% ASSETS
Euro	CASH_EUR	CASH_EUR	5,617.47	1.04	5,816.89	0.01
Japan, Yen	DIVACC_JPY	DIVACC_JPY	1,907,400.00	0.01	12,136.68	0.02
Japanese Yen	CASH_JPY	CASH_JPY	13,198,706.00	0.01	83,982.60	0.13
Norwegian Krone	CASH_NOK	CASH_NOK	121,343.93	0.09	10,684.18	0.02
Swedish Krona	CASH_SEK	CASH_SEK	429.66	0.09	38.89	0.00
Swiss Franc	CASH_CHF	CASH_CHF	661.25	1.10	729.66	0.00
U.S. Dollar	CASH_USD	CASH_USD	2,034,776.95	--	2,034,776.95	3.08
United Kingdom, Pounds	DIVACC_GBP	DIVACC_GBP	5,781.17	1.25	7,240.34	0.01
United States of America, Dollars	DIVACC_USD	DIVACC_USD	23,818.07	--	23,818.07	0.04
TOTAL PORTFOLIO					66,151,431.25	100.00

The information contained in this report represents estimated trade date investment calculations. Certain calculations may not be available for all time periods. Please refer to your custody statement for official portfolio holdings and transactions. Note that certain accounting methods may cause differences between this investment report and your custody statement.

Transaction Summary

US Dollar

01 October 2024 to 31 December 2024

Wealth Invest Allspring Small Cap Aktier

Account: XXXXXXXXXXXVEST

Investment Strategy: Global Small Cap Equity

Primary Benchmark: Russell 2000 V thru 12/18/19 & MSCI World Small Cap (Net) 12/19/19



Purchases

TRADE DATE	SETTLE DATE	QUANTITY	CUSIP	SECURITY	ADJ UNIT COST	ADJUSTED TOTAL COST
08-OCT-24	09-OCT-24	964.00	AZTA	AZENTA INC	45.66	44,011.42
08-OCT-24	09-OCT-24	3.00	AZTA	AZENTA INC	45.85	137.56
08-OCT-24	09-OCT-24	1,504.00	PBH	PRESTIGE CONSUMER HEALTHCARE INC	67.90	102,119.80
09-OCT-24	10-OCT-24	2,387.00	TRNO	TERRENO REALTY CORP	63.13	150,679.38
10-OCT-24	15-OCT-24	600.00	6437947	HORIBA LTD	65.66	39,398.99
10-OCT-24	11-OCT-24	487.00	INFA	INFORMATICA INC - CLASS A	26.03	12,675.83
10-OCT-24	11-OCT-24	1,476.00	INFA	INFORMATICA INC - CLASS A	26.03	38,415.56
10-OCT-24	14-OCT-24	28,168.00	B4WFW71	LONDONMETRIC PROPERTY PLC	2.61	73,534.59
10-OCT-24	11-OCT-24	210.00	MSA	MSA SAFETY INC	172.36	36,194.80
11-OCT-24	15-OCT-24	409.00	ALG	ALAMO GROUP INC	172.96	70,739.45
11-OCT-24	15-OCT-24	1,487.00	AMTB	AMERANT BANCORP INC	20.08	29,851.53
11-OCT-24	15-OCT-24	1,627.00	B14NJ71	AMPLIFON SPA	29.92	48,681.30
11-OCT-24	15-OCT-24	450.00	B14NJ71	AMPLIFON SPA	29.84	13,427.88
11-OCT-24	15-OCT-24	960.00	B14NJ71	AMPLIFON SPA	29.83	28,640.88
11-OCT-24	15-OCT-24	1,792.00	B14NJ71	AMPLIFON SPA	29.93	53,642.93
11-OCT-24	15-OCT-24	2,742.00	B12TR11	ATEA ASA	12.92	35,425.98
11-OCT-24	15-OCT-24	720.00	ATKR	ATKORE INC	86.34	62,161.56
11-OCT-24	15-OCT-24	964.00	AZTA	AZENTA INC	45.07	43,447.48
11-OCT-24	15-OCT-24	1,710.00	B019M65	AZIMUT HOLDING SPA	25.09	42,906.01

The information contained in this report represents estimated trade date investment calculations. Certain calculations may not be available for all time periods. Please refer to your custody statement for official portfolio holdings and transactions. Note that certain accounting methods may cause differences between this investment report and your custody statement.

Transaction Summary

US Dollar

01 October 2024 to 31 December 2024

Wealth Invest Allspring Small Cap Aktier

Account: XXXXXXXXXXXVEST

Investment Strategy: Global Small Cap Equity

Primary Benchmark: Russell 2000 V thru 12/18/19 & MSCI World Small Cap (Net) 12/19/19



TRADE DATE	SETTLE DATE	QUANTITY	CUSIP	SECURITY	ADJ UNIT COST	ADJUSTED TOTAL COST
11-OCT-24	15-OCT-24	402.00	BCPC	BALCHEM CORP	171.93	69,115.18
11-OCT-24	15-OCT-24	4,250.00	BMB3BN1	BARCO NV	12.40	52,701.16
11-OCT-24	15-OCT-24	3,350.00	5932409	BECHTLE AG	40.80	136,670.16
11-OCT-24	15-OCT-24	1,487.00	BLKB	BLACKBAUD INC	83.42	124,044.50
11-OCT-24	15-OCT-24	159.00	BLNN0G8	BOSSARD HOLDING AG	266.07	42,304.93
11-OCT-24	15-OCT-24	1,668.00	BRC	BRADY CORP	74.80	124,759.39
11-OCT-24	15-OCT-24	48.00	B07ZBW6	BUCHER INDUSTRIES AG	437.03	20,977.42
11-OCT-24	15-OCT-24	1,588.00	WHD	CACTUS INC	62.06	98,551.28
11-OCT-24	15-OCT-24	1,220.00	CADE	CADENCE BANK	32.00	39,045.25
11-OCT-24	15-OCT-24	1,549.00	CBZ	CBIZ INC	65.09	100,817.75
11-OCT-24	15-OCT-24	215.00	CHE	CHEMED CORP	597.57	128,476.58
11-OCT-24	15-OCT-24	443.00	CSWI	CSW INDUSTRIALS INC	379.84	168,268.81
11-OCT-24	15-OCT-24	20,206.00	BYN5913	DOMINO'S PIZZA GROUP PLC	3.90	78,735.88
11-OCT-24	15-OCT-24	1,367.00	EPC	EDGEWELL PERSONAL CARE CO	34.45	47,096.57
11-OCT-24	15-OCT-24	17,251.00	0241854	ELEMENTIS PLC	1.92	33,180.48
11-OCT-24	15-OCT-24	1,360.00	ENOV	ENOVIS CORP	39.02	53,073.32
11-OCT-24	15-OCT-24	2,250.00	EXE	EXPAND ENERGY CORP	86.86	195,443.55
11-OCT-24	15-OCT-24	695.00	FORM	FORMFACTOR INC	46.40	32,248.00
11-OCT-24	15-OCT-24	934.00	GTES	GATES INDUSTRIAL CORP PLC	17.63	16,462.32
11-OCT-24	15-OCT-24	800.00	B1Y47Y7	GERRESHEIMER AG	88.75	71,000.99

The information contained in this report represents estimated trade date investment calculations. Certain calculations may not be available for all time periods. Please refer to your custody statement for official portfolio holdings and transactions. Note that certain accounting methods may cause differences between this investment report and your custody statement.

Transaction Summary

US Dollar

01 October 2024 to 31 December 2024

Wealth Invest Allspring Small Cap Aktier

Account: XXXXXXXXXXXVEST

Investment Strategy: Global Small Cap Equity

Primary Benchmark: Russell 2000 V thru 12/18/19 & MSCI World Small Cap (Net) 12/19/19



TRADE DATE	SETTLE DATE	QUANTITY	CUSIP	SECURITY	ADJ UNIT COST	ADJUSTED TOTAL COST
11-OCT-24	15-OCT-24	2,664.00	ROCK	GIBRALTAR INDUSTRIES INC	65.89	175,524.83
11-OCT-24	15-OCT-24	3,287.00	GPK	GRAPHIC PACKAGING HOLDING CO	28.91	95,035.39
11-OCT-24	15-OCT-24	4,437.00	GPK	GRAPHIC PACKAGING HOLDING CO	29.06	128,930.35
11-OCT-24	15-OCT-24	597.00	GPK	GRAPHIC PACKAGING HOLDING CO	29.06	17,349.00
11-OCT-24	15-OCT-24	2,181.00	GRDN	GUARDIAN PHARMACY SERVICES INC	16.90	36,853.88
11-OCT-24	15-OCT-24	1,005.00	THG	HANOVER INSURANCE GROUP INC/THE	148.31	149,051.55
11-OCT-24	15-OCT-24	3,477.00	BXBZB01	HEXPOL AB	10.03	34,872.16
11-OCT-24	15-OCT-24	13,843.00	HLLY	HOLLEY INC	2.84	39,381.95
11-OCT-24	15-OCT-24	1,049.00	HMN	HORACE MANN EDUCR CP COM	35.14	36,857.35
11-OCT-24	16-OCT-24	1,100.00	6437947	HORIBA LTD	65.12	71,629.19
11-OCT-24	15-OCT-24	4,023.00	INFA	INFORMATICA INC - CLASS A	26.26	105,630.30
11-OCT-24	15-OCT-24	2,070.00	IOSP	INNOSPEC INC	113.76	235,491.89
11-OCT-24	15-OCT-24	3,747.00	5161407	INTERPUMP GROUP SPA	44.82	167,931.83
11-OCT-24	15-OCT-24	1,060.00	JJSF	J & J SNACK FOODS CORP	167.46	177,507.39
11-OCT-24	15-OCT-24	98.00	KAI	KADANT INC COM	325.54	31,903.33
11-OCT-24	15-OCT-24	487.00	5523881	KRONES AG	137.74	67,081.48
11-OCT-24	15-OCT-24	5,598.00	B0PYHC7	LANCASHIRE HOLDINGS	8.51	47,634.56
11-OCT-24	15-OCT-24	13,592.00	B4WFW71	LONDONMETRIC PROPERTY PLC	2.64	35,881.44
11-OCT-24	15-OCT-24	2,251.00	BMVB566	LOOMIS AB	30.19	67,955.10
11-OCT-24	15-OCT-24	873.00	5993901	M6 METROPOLE TELEVIS	13.42	11,715.97

The information contained in this report represents estimated trade date investment calculations. Certain calculations may not be available for all time periods. Please refer to your custody statement for official portfolio holdings and transactions. Note that certain accounting methods may cause differences between this investment report and your custody statement.

Transaction Summary

US Dollar

01 October 2024 to 31 December 2024

Wealth Invest Allspring Small Cap Aktier

Account: XXXXXXXXXXXVEST

Investment Strategy: Global Small Cap Equity

Primary Benchmark: Russell 2000 V thru 12/18/19 & MSCI World Small Cap (Net) 12/19/19



TRADE DATE	SETTLE DATE	QUANTITY	CUSIP	SECURITY	ADJ UNIT COST	ADJUSTED TOTAL COST
11-OCT-24	15-OCT-24	425.00	MSA	MSA SAFETY INC	173.16	73,591.77
11-OCT-24	15-OCT-24	1,046.00	MSM	MSC INDL DIRECT INC CL A	83.02	86,833.69
11-OCT-24	15-OCT-24	3,554.00	NOMD	NOMAD FOODS LTD	17.79	63,223.53
11-OCT-24	15-OCT-24	1,166.00	NOVT	NOVANTA INC	173.72	202,558.57
11-OCT-24	15-OCT-24	999.00	PBH	PRESTIGE CONSUMER HEALTHCARE INC	69.00	68,930.60
11-OCT-24	15-OCT-24	783.00	KWR	QUAKER CHEMICAL CORP	161.22	126,236.67
11-OCT-24	15-OCT-24	4,019.00	NX	QUANEX BUILDING PRODUCTS	27.94	112,271.57
11-OCT-24	15-OCT-24	4,293.00	0330860	SPECTRIS PLC	33.00	141,659.45
11-OCT-24	15-OCT-24	1,495.00	SPB	SPECTRUM BRANDS HOLDINGS INC	89.95	134,470.77
11-OCT-24	15-OCT-24	3,865.00	5735631	TAG IMMOBILIEN AG	17.81	68,854.14
11-OCT-24	15-OCT-24	2,038.00	TDC	TERADATA CORP	31.43	64,056.58
11-OCT-24	15-OCT-24	695.00	TRNO	TERRENO REALTY CORP	62.74	43,603.33
11-OCT-24	15-OCT-24	1,827.00	5638280	VISCOFAN SA	65.67	119,985.59
11-OCT-24	15-OCT-24	482.00	WTS	WATTS WATER TECHNOLOGIES INC	206.00	99,290.51
11-OCT-24	15-OCT-24	1,375.00	WBS	WEBSTER FINL CORP CONN COM	47.26	64,975.63
11-OCT-24	15-OCT-24	3,974.00	WEN	WENDYS CO/THE	18.38	73,028.61
14-OCT-24	16-OCT-24	1,300.00	B14NJ71	AMPLIFON SPA	29.68	38,582.15
14-OCT-24	15-OCT-24	1,285.00	GTES	GATES INDUSTRIAL CORP PLC	17.73	22,785.49
15-OCT-24	16-OCT-24	1,681.00	FORM	FORMFACTOR INC	46.02	77,354.75
15-OCT-24	16-OCT-24	1,443.00	GTES	GATES INDUSTRIAL CORP PLC	17.70	25,541.10

The information contained in this report represents estimated trade date investment calculations. Certain calculations may not be available for all time periods. Please refer to your custody statement for official portfolio holdings and transactions. Note that certain accounting methods may cause differences between this investment report and your custody statement.

Transaction Summary

US Dollar

01 October 2024 to 31 December 2024

Wealth Invest Allspring Small Cap Aktier

Account: XXXXXXXXXXXVEST

Investment Strategy: Global Small Cap Equity

Primary Benchmark: Russell 2000 V thru 12/18/19 & MSCI World Small Cap (Net) 12/19/19



TRADE DATE	SETTLE DATE	QUANTITY	CUSIP	SECURITY	ADJ UNIT COST	ADJUSTED TOTAL COST
15-OCT-24	16-OCT-24	3,222.00	GTES	GATES INDUSTRIAL CORP PLC	17.63	56,798.71
15-OCT-24	16-OCT-24	467.00	GTES	GATES INDUSTRIAL CORP PLC	17.81	8,317.28
15-OCT-24	16-OCT-24	981.00	GTES	GATES INDUSTRIAL CORP PLC	17.74	17,400.49
15-OCT-24	16-OCT-24	94.00	GTES	GATES INDUSTRIAL CORP PLC	17.75	1,668.44
15-OCT-24	16-OCT-24	5,311.00	GPK	GRAPHIC PACKAGING HOLDING CO	29.50	156,681.40
15-OCT-24	16-OCT-24	2,921.00	INFA	INFORMATICA INC - CLASS A	26.83	78,372.19
16-OCT-24	17-OCT-24	480.00	FORM	FORMFACTOR INC	43.85	21,046.56
17-OCT-24	18-OCT-24	165.00	PBH	PRESTIGE CONSUMER HEALTHCARE INC	71.36	11,775.15
18-OCT-24	21-OCT-24	441.00	FORM	FORMFACTOR INC	43.93	19,371.63
21-OCT-24	22-OCT-24	485.00	PBH	PRESTIGE CONSUMER HEALTHCARE INC	71.39	34,625.37
22-OCT-24	23-OCT-24	808.00	GTES	GATES INDUSTRIAL CORP PLC	18.61	15,032.92
22-OCT-24	23-OCT-24	10,799.00	GTES	GATES INDUSTRIAL CORP PLC	18.69	201,790.11
22-OCT-24	23-OCT-24	2,186.00	GTES	GATES INDUSTRIAL CORP PLC	18.54	40,528.44
22-OCT-24	23-OCT-24	3,284.00	GTES	GATES INDUSTRIAL CORP PLC	18.54	60,872.88
22-OCT-24	23-OCT-24	260.00	MSA	MSA SAFETY INC	169.55	44,083.73
22-OCT-24	23-OCT-24	162.00	MSA	MSA SAFETY INC	169.19	27,408.13
23-OCT-24	24-OCT-24	6,397.00	GTES	GATES INDUSTRIAL CORP PLC	18.52	118,471.80
23-OCT-24	24-OCT-24	1,505.00	GTES	GATES INDUSTRIAL CORP PLC	18.58	27,962.91
24-OCT-24	25-OCT-24	1,511.00	GTES	GATES INDUSTRIAL CORP PLC	18.55	28,021.50
24-OCT-24	25-OCT-24	3,953.00	GTES	GATES INDUSTRIAL CORP PLC	18.49	73,104.41

The information contained in this report represents estimated trade date investment calculations. Certain calculations may not be available for all time periods. Please refer to your custody statement for official portfolio holdings and transactions. Note that certain accounting methods may cause differences between this investment report and your custody statement.

Transaction Summary

US Dollar

01 October 2024 to 31 December 2024

Wealth Invest Allspring Small Cap Aktier

Account: XXXXXXXXXXXVEST

Investment Strategy: Global Small Cap Equity

Primary Benchmark: Russell 2000 V thru 12/18/19 & MSCI World Small Cap (Net) 12/19/19



TRADE DATE	SETTLE DATE	QUANTITY	CUSIP	SECURITY	ADJ UNIT COST	ADJUSTED TOTAL COST
24-OCT-24	25-OCT-24	180.00	MSA	MSA SAFETY INC	165.90	29,862.49
24-OCT-24	25-OCT-24	1,611.00	TRNO	TERRENO REALTY CORP	63.37	102,093.58
25-OCT-24	28-OCT-24	1,032.00	AMTB	AMERANT BANCORP INC	20.87	21,535.78
28-OCT-24	29-OCT-24	273.00	AMTB	AMERANT BANCORP INC	21.78	5,944.58
28-OCT-24	29-OCT-24	297.00	AMTB	AMERANT BANCORP INC	21.66	6,433.05
28-OCT-24	29-OCT-24	898.00	AMTB	AMERANT BANCORP INC	21.98	19,741.82
29-OCT-24	30-OCT-24	1,065.00	AMTB	AMERANT BANCORP INC	21.46	22,858.74
30-OCT-24	31-OCT-24	1,428.00	AMTB	AMERANT BANCORP INC	21.63	30,880.50
30-OCT-24	31-OCT-24	1,714.00	AMTB	AMERANT BANCORP INC	21.60	37,028.06
30-OCT-24	31-OCT-24	318.00	CHE	CHEMED CORP	544.82	173,253.66
31-OCT-24	01-NOV-24	1,896.00	AMTB	AMERANT BANCORP INC	21.73	41,205.01
31-OCT-24	01-NOV-24	205.00	AMTB	AMERANT BANCORP INC	21.56	4,420.52
01-NOV-24	05-NOV-24	3,175.00	B14NJ71	AMPLIFON SPA	28.13	89,300.87
01-NOV-24	04-NOV-24	388.00	MSA	MSA SAFETY INC	165.63	64,266.34
04-NOV-24	06-NOV-24	1,176.00	B14NJ71	AMPLIFON SPA	27.85	32,752.22
04-NOV-24	06-NOV-24	2,282.00	B14NJ71	AMPLIFON SPA	27.77	63,377.72
04-NOV-24	05-NOV-24	2,650.00	GPK	GRAPHIC PACKAGING HOLDING CO	27.82	73,716.38
06-NOV-24	07-NOV-24	1,261.00	TRNO	TERRENO REALTY CORP	59.37	74,862.42
07-NOV-24	08-NOV-24	183.00	ALG	ALAMO GROUP INC	196.94	36,039.41
08-NOV-24	12-NOV-24	117.00	ALG	ALAMO GROUP INC	195.99	22,931.04

The information contained in this report represents estimated trade date investment calculations. Certain calculations may not be available for all time periods. Please refer to your custody statement for official portfolio holdings and transactions. Note that certain accounting methods may cause differences between this investment report and your custody statement.

Transaction Summary

US Dollar

01 October 2024 to 31 December 2024

Wealth Invest Allspring Small Cap Aktier

Account: XXXXXXXXXXXVEST

Investment Strategy: Global Small Cap Equity

Primary Benchmark: Russell 2000 V thru 12/18/19 & MSCI World Small Cap (Net) 12/19/19



TRADE DATE	SETTLE DATE	QUANTITY	CUSIP	SECURITY	ADJ UNIT COST	ADJUSTED TOTAL COST
08-NOV-24	12-NOV-24	2,512.00	INFA	INFORMATICA INC - CLASS A	25.50	64,056.00
11-NOV-24	12-NOV-24	5,473.00	NOMD	NOMAD FOODS LTD	17.58	96,229.02
14-NOV-24	18-NOV-24	2,400.00	6437947	HORIBA LTD	51.24	122,967.11
14-NOV-24	18-NOV-24	21,500.00	BP38QJ6	SHIZUOKA FINANCIAL GROUP INC	8.58	184,559.35
15-NOV-24	18-NOV-24	79.00	JJSF	J & J SNACK FOODS CORP	158.50	12,521.69
15-NOV-24	18-NOV-24	363.00	JJSF	J & J SNACK FOODS CORP	160.79	58,367.64
15-NOV-24	19-NOV-24	21,600.00	BP38QJ6	SHIZUOKA FINANCIAL GROUP INC	8.75	188,903.69
15-NOV-24	18-NOV-24	1,203.00	TRNO	TERRENO REALTY CORP	60.74	73,072.75
18-NOV-24	19-NOV-24	1,927.00	FORM	FORMFACTOR INC	37.97	73,158.56
18-NOV-24	19-NOV-24	154.00	GPK	GRAPHIC PACKAGING HOLDING CO	28.38	4,371.00
18-NOV-24	19-NOV-24	4,886.00	GPK	GRAPHIC PACKAGING HOLDING CO	28.31	138,328.53
19-NOV-24	20-NOV-24	154.00	FORM	FORMFACTOR INC	37.84	5,827.50
20-NOV-24	21-NOV-24	801.00	FORM	FORMFACTOR INC	38.85	31,115.25
21-NOV-24	25-NOV-24	2,486.00	7169517	DE' LONGHI SPA	28.83	71,661.19
21-NOV-24	25-NOV-24	2,486.00	7169517	DE' LONGHI SPA	28.82	71,652.22
21-NOV-24	22-NOV-24	268.00	INFA	INFORMATICA INC - CLASS A	26.43	7,081.90
21-NOV-24	22-NOV-24	2,411.00	INFA	INFORMATICA INC - CLASS A	26.46	63,800.12
21-NOV-24	22-NOV-24	156.00	JJSF	J & J SNACK FOODS CORP	166.89	26,034.81
22-NOV-24	26-NOV-24	2,734.00	B14NJ71	AMPLIFON SPA	24.25	66,288.73
22-NOV-24	25-NOV-24	257.00	JJSF	J & J SNACK FOODS CORP	169.95	43,676.05

The information contained in this report represents estimated trade date investment calculations. Certain calculations may not be available for all time periods. Please refer to your custody statement for official portfolio holdings and transactions. Note that certain accounting methods may cause differences between this investment report and your custody statement.

Transaction Summary

US Dollar

01 October 2024 to 31 December 2024

Wealth Invest Allspring Small Cap Aktier

Account: XXXXXXXXXXXVEST

Investment Strategy: Global Small Cap Equity

Primary Benchmark: Russell 2000 V thru 12/18/19 & MSCI World Small Cap (Net) 12/19/19



TRADE DATE	SETTLE DATE	QUANTITY	CUSIP	SECURITY	ADJ UNIT COST	ADJUSTED TOTAL COST
25-NOV-24	27-NOV-24	3,926.00	7169517	DE' LONGHI SPA	29.61	116,234.72
25-NOV-24	27-NOV-24	21,505.00	B4WFW71	LONDONMETRIC PROPERTY PLC	2.40	51,680.72
25-NOV-24	27-NOV-24	12,912.00	B4WFW71	LONDONMETRIC PROPERTY PLC	2.40	31,035.06
25-NOV-24	26-NOV-24	20,144.00	ONB	OLD NATL BANCP IND COM	21.00	423,024.00
03-DEC-24	04-DEC-24	223.00	MSA	MSA SAFETY INC	174.24	38,855.23
05-DEC-24	06-DEC-24	1,795.00	FORM	FORMFACTOR INC	41.34	74,210.69
16-DEC-24	17-DEC-24	261.00	AL	AIR LEASE CORPORATION	49.31	12,868.61
16-DEC-24	17-DEC-24	778.00	AL	AIR LEASE CORPORATION	49.75	38,706.21
16-DEC-24	17-DEC-24	561.00	AL	AIR LEASE CORPORATION	49.70	27,879.68
16-DEC-24	17-DEC-24	243.00	AL	AIR LEASE CORPORATION	49.32	11,983.55
17-DEC-24	18-DEC-24	514.00	AL	AIR LEASE CORPORATION	49.25	25,314.50
17-DEC-24	18-DEC-24	1,537.00	AL	AIR LEASE CORPORATION	49.27	75,720.31
18-DEC-24	19-DEC-24	518.00	AL	AIR LEASE CORPORATION	48.32	25,028.57
18-DEC-24	19-DEC-24	492.00	AL	AIR LEASE CORPORATION	48.97	24,092.75
19-DEC-24	20-DEC-24	1,287.00	AL	AIR LEASE CORPORATION	47.22	60,772.52
19-DEC-24	20-DEC-24	1,447.00	GPK	GRAPHIC PACKAGING HOLDING CO	27.35	39,579.21
19-DEC-24	20-DEC-24	497.00	GPK	GRAPHIC PACKAGING HOLDING CO	27.41	13,621.03
20-DEC-24	23-DEC-24	644.00	AL	AIR LEASE CORPORATION	48.74	31,390.62
20-DEC-24	24-DEC-24	913.00	B14NJ71	AMPLIFON SPA	25.85	23,601.83

The information contained in this report represents estimated trade date investment calculations. Certain calculations may not be available for all time periods. Please refer to your custody statement for official portfolio holdings and transactions. Note that certain accounting methods may cause differences between this investment report and your custody statement.

Transaction Summary

US Dollar

01 October 2024 to 31 December 2024

Wealth Invest Allspring Small Cap Aktier

Account: XXXXXXXXXXXVEST

Investment Strategy: Global Small Cap Equity

Primary Benchmark: Russell 2000 V thru 12/18/19 & MSCI World Small Cap (Net) 12/19/19



TRADE DATE	SETTLE DATE	QUANTITY	CUSIP	SECURITY	ADJ UNIT COST	ADJUSTED TOTAL COST
23-DEC-24	24-DEC-24	643.00	AL	AIR LEASE CORPORATION	48.55	31,215.78
TOTAL PURCHASES						10,577,446.85

Sales

TRADE DATE	SETTLE DATE	QUANTITY	CUSIP	SECURITY	ADJ UNIT COST	ADJUSTED TOTAL COST	AMORT. OR ACCRETION	UNIT PRICE	PROCEEDS	GAIN/LOSS
01-OCT-24	01-OCT-24	0.17	EXE	EXPAND ENERGY CORP	78.14	12.96	0.00	0.00	0.00	-12.96
01-OCT-24	02-OCT-24	139.00	ICUI	ICU MED INC COM	195.17	27,128.87	0.00	177.18	24,627.33	-2,501.54
01-OCT-24	02-OCT-24	104.00	ICUI	ICU MED INC COM	195.17	20,297.86	0.00	178.14	18,526.31	-1,771.55
01-OCT-24	02-OCT-24	516.00	ICUI	ICU MED INC COM	195.17	100,708.62	0.00	177.18	91,422.34	-9,286.28
01-OCT-24	02-OCT-24	4.00	MYTE	MYT NETHERLANDS PARENT BV	22.92	91.69	0.00	3.84	15.37	-76.32
03-OCT-24	04-OCT-24	1,101.00	MYTE	MYT NETHERLANDS PARENT BV	22.92	25,237.78	0.00	3.87	4,265.48	-20,972.30
08-OCT-24	10-OCT-24	1,965.00	6286611	ANSELL LTD	21.34	41,935.54	0.00	21.87	42,969.46	1,033.92
08-OCT-24	09-OCT-24	90.00	ICUI	ICU MED INC COM	195.17	17,565.46	0.00	178.91	16,101.99	-1,463.47
08-OCT-24	09-OCT-24	103.00	ICUI	ICU MED INC COM	195.17	20,102.69	0.00	178.69	18,404.56	-1,698.13
08-OCT-24	09-OCT-24	176.00	ICUI	ICU MED INC COM	195.17	34,350.23	0.00	178.91	31,488.35	-2,861.88
09-OCT-24	11-OCT-24	3,938.00	6286611	ANSELL LTD	21.34	84,041.81	0.00	21.92	86,340.45	2,298.64
10-OCT-24	14-OCT-24	3,904.00	6286611	ANSELL LTD	21.34	83,316.21	0.00	21.60	84,325.90	1,009.70
10-OCT-24	14-OCT-24	2,267.00	6286611	ANSELL LTD	21.34	48,380.59	0.00	21.60	48,966.91	586.31
10-OCT-24	11-OCT-24	309.00	ICUI	ICU MED INC COM	195.17	60,308.07	0.00	177.69	54,905.52	-5,402.55
10-OCT-24	11-OCT-24	46.00	ICUI	ICU MED INC COM	195.17	8,977.90	0.00	177.69	8,173.64	-804.26
10-OCT-24	11-OCT-24	74.00	PRGS	PROGRESS SOFTWARE CORP COM	43.15	3,193.44	0.00	65.36	4,836.88	1,643.44

The information contained in this report represents estimated trade date investment calculations. Certain calculations may not be available for all time periods. Please refer to your custody statement for official portfolio holdings and transactions. Note that certain accounting methods may cause differences between this investment report and your custody statement.

Transaction Summary

US Dollar

01 October 2024 to 31 December 2024

Wealth Invest Allspring Small Cap Aktier

Account: XXXXXXXXXXXVEST

Investment Strategy: Global Small Cap Equity

Primary Benchmark: Russell 2000 V thru 12/18/19 & MSCI World Small Cap (Net) 12/19/19



TRADE DATE	SETTLE DATE	QUANTITY	CUSIP	SECURITY	ADJ UNIT COST	ADJUSTED TOTAL COST	AMORT. OR ACCRETION	UNIT PRICE	PROCEEDS	GAIN/LOSS
10-OCT-24	11-OCT-24	366.00	PRGS	PROGRESS SOFTWARE CORP COM	43.15	15,794.58	0.00	65.36	23,922.92	8,128.34
10-OCT-24	11-OCT-24	608.00	PRGS	PROGRESS SOFTWARE CORP COM	43.15	26,238.00	0.00	65.49	39,816.70	13,578.70
10-OCT-24	11-OCT-24	203.00	SXI	STANDEX INTL CORP COM 1 COM & 1	69.87	14,184.62	0.00	174.18	35,359.20	21,174.58
11-OCT-24	15-OCT-24	979.00	5772627	CANCOM SE	46.19	45,218.64	0.00	28.88	28,269.31	-16,949.34
11-OCT-24	15-OCT-24	154.00	5772627	CANCOM SE	46.19	7,113.04	0.00	28.88	4,446.86	-2,666.18
11-OCT-24	15-OCT-24	168.00	ICUI	ICU MED INC COM	195.17	32,788.85	0.00	178.49	29,986.60	-2,802.25
11-OCT-24	15-OCT-24	108.00	ICUI	ICU MED INC COM	195.17	21,078.55	0.00	177.83	19,205.65	-1,872.90
11-OCT-24	15-OCT-24	65.00	ICUI	ICU MED INC COM	195.17	12,686.16	0.00	177.83	11,558.95	-1,127.21
11-OCT-24	15-OCT-24	54.00	ICUI	ICU MED INC COM	195.17	10,539.27	0.00	178.49	9,638.55	-900.72
11-OCT-24	15-OCT-24	111.00	SXI	STANDEX INTL CORP COM 1 COM & 1	69.87	7,756.12	0.00	176.37	19,577.28	11,821.16
11-OCT-24	15-OCT-24	615.00	SCL	STEPAN CO	109.93	67,605.46	0.00	74.65	45,906.81	-21,698.65
11-OCT-24	15-OCT-24	248.00	SCL	STEPAN CO	109.93	27,262.04	0.00	74.65	18,512.02	-8,750.02
11-OCT-24	15-OCT-24	30.00	VREX	VAREX IMAGING CORP	27.54	826.12	0.00	11.37	341.24	-484.88
11-OCT-24	15-OCT-24	207.00	VREX	VAREX IMAGING CORP	27.54	5,700.24	0.00	11.37	2,354.56	-3,345.68
11-OCT-24	15-OCT-24	475.00	VREX	VAREX IMAGING CORP	27.54	13,080.26	0.00	11.42	5,425.54	-7,654.72
11-OCT-24	15-OCT-24	782.00	VREX	VAREX IMAGING CORP	27.54	21,534.23	0.00	11.44	8,949.83	-12,584.40
11-OCT-24	15-OCT-24	520.00	VREX	VAREX IMAGING CORP	27.54	14,319.44	0.00	11.39	5,925.23	-8,394.21
11-OCT-24	15-OCT-24	667.00	VREX	VAREX IMAGING CORP	27.54	18,367.43	0.00	11.39	7,600.25	-10,767.18
14-OCT-24	16-OCT-24	479.00	6286611	ANSELL LTD	21.34	10,222.45	0.00	21.43	10,264.61	42.15
14-OCT-24	16-OCT-24	231.00	5772627	CANCOM SE	46.19	10,669.57	0.00	28.92	6,681.12	-3,988.45

The information contained in this report represents estimated trade date investment calculations. Certain calculations may not be available for all time periods. Please refer to your custody statement for official portfolio holdings and transactions. Note that certain accounting methods may cause differences between this investment report and your custody statement.

Transaction Summary

US Dollar

01 October 2024 to 31 December 2024

Wealth Invest Allspring Small Cap Aktier

Account: XXXXXXXXXXXVEST

Investment Strategy: Global Small Cap Equity

Primary Benchmark: Russell 2000 V thru 12/18/19 & MSCI World Small Cap (Net) 12/19/19



TRADE DATE	SETTLE DATE	QUANTITY	CUSIP	SECURITY	ADJ UNIT COST	ADJUSTED TOTAL COST	AMORT. OR ACCRETION	UNIT PRICE	PROCEEDS	GAIN/LOSS
14-OCT-24	16-OCT-24	192.00	5772627	CANCOM SE	46.19	8,868.21	0.00	28.92	5,553.13	-3,315.08
14-OCT-24	15-OCT-24	133.00	SXI	STANDEX INTL CORP COM 1 COM & 1	69.87	9,293.37	0.00	176.23	23,437.94	14,144.57
14-OCT-24	15-OCT-24	75.00	SCL	STEPAN CO	109.93	8,244.57	0.00	74.68	5,601.16	-2,643.41
14-OCT-24	15-OCT-24	352.00	SCL	STEPAN CO	109.93	38,694.51	0.00	74.68	26,288.11	-12,406.40
14-OCT-24	15-OCT-24	712.00	VREX	VAREX IMAGING CORP	27.54	19,606.62	0.00	11.30	8,048.94	-11,557.68
14-OCT-24	15-OCT-24	949.00	VREX	VAREX IMAGING CORP	27.54	26,132.98	0.00	11.41	10,823.80	-15,309.18
14-OCT-24	15-OCT-24	515.00	VREX	VAREX IMAGING CORP	27.54	14,181.75	0.00	11.43	5,886.95	-8,294.80
15-OCT-24	17-OCT-24	593.00	6286611	ANSELL LTD	21.34	12,655.36	0.00	21.51	12,755.42	100.06
15-OCT-24	16-OCT-24	211.00	NPO	ENPRO INC	76.48	16,136.55	0.00	154.89	32,682.27	16,545.72
15-OCT-24	16-OCT-24	171.00	NPO	ENPRO INC	76.48	13,077.49	0.00	161.94	27,692.04	14,614.55
15-OCT-24	16-OCT-24	90.00	NPO	ENPRO INC	76.48	6,882.89	0.00	154.89	13,940.30	7,057.41
15-OCT-24	16-OCT-24	20.00	NPO	ENPRO INC	76.48	1,529.53	0.00	161.94	3,238.83	1,709.30
15-OCT-24	16-OCT-24	38.00	NPO	ENPRO INC	76.48	2,906.11	0.00	161.72	6,145.24	3,239.13
15-OCT-24	16-OCT-24	183.00	PRGS	PROGRESS SOFTWARE CORP COM	43.15	7,897.29	0.00	66.76	12,217.29	4,320.00
15-OCT-24	16-OCT-24	492.00	PRGS	PROGRESS SOFTWARE CORP COM	43.15	21,232.06	0.00	66.76	32,846.48	11,614.42
15-OCT-24	16-OCT-24	46.00	SXI	STANDEX INTL CORP COM 1 COM & 1	69.87	3,214.25	0.00	176.78	8,132.08	4,917.83
15-OCT-24	16-OCT-24	12.00	SXI	STANDEX INTL CORP COM 1 COM & 1	69.87	838.50	0.00	176.78	2,121.41	1,282.91
15-OCT-24	16-OCT-24	91.00	SXI	STANDEX INTL CORP COM 1 COM & 1	69.87	6,358.62	0.00	176.78	16,087.38	9,728.76
15-OCT-24	16-OCT-24	367.00	SXI	STANDEX INTL CORP COM 1 COM & 1	69.87	25,644.12	0.00	176.78	64,879.87	39,235.75
15-OCT-24	16-OCT-24	90.00	SXI	STANDEX INTL CORP COM 1 COM & 1	69.87	6,288.75	0.00	176.02	15,841.56	9,552.81

The information contained in this report represents estimated trade date investment calculations. Certain calculations may not be available for all time periods. Please refer to your custody statement for official portfolio holdings and transactions. Note that certain accounting methods may cause differences between this investment report and your custody statement.

Transaction Summary

US Dollar

01 October 2024 to 31 December 2024

Wealth Invest Allspring Small Cap Aktier

Account: XXXXXXXXXXXVEST

Investment Strategy: Global Small Cap Equity

Primary Benchmark: Russell 2000 V thru 12/18/19 & MSCI World Small Cap (Net) 12/19/19



TRADE DATE	SETTLE DATE	QUANTITY	CUSIP	SECURITY	ADJ UNIT COST	ADJUSTED TOTAL COST	AMORT. OR ACCRETION	UNIT PRICE	PROCEEDS	GAIN/LOSS
15-OCT-24	16-OCT-24	28.00	SXI	STANDEX INTL CORP COM 1 COM & 1	69.87	1,956.50	0.00	176.02	4,928.48	2,971.98
15-OCT-24	16-OCT-24	100.00	SCL	STEPAN CO	109.93	10,992.76	0.00	75.16	7,515.85	-3,476.91
15-OCT-24	16-OCT-24	478.00	SCL	STEPAN CO	109.93	52,545.38	0.00	75.16	35,925.78	-16,619.60
15-OCT-24	16-OCT-24	24.00	TDC	TERADATA CORP	42.52	1,020.37	0.00	32.03	768.78	-251.59
15-OCT-24	16-OCT-24	377.00	TDC	TERADATA CORP	42.52	16,028.30	0.00	31.96	12,048.59	-3,979.71
15-OCT-24	16-OCT-24	933.00	TDC	TERADATA CORP	42.52	39,666.85	0.00	31.96	29,817.85	-9,849.00
15-OCT-24	16-OCT-24	221.00	TDC	TERADATA CORP	42.52	9,395.90	0.00	31.96	7,062.96	-2,332.94
15-OCT-24	16-OCT-24	673.00	TDC	TERADATA CORP	42.52	28,612.85	0.00	31.96	21,508.48	-7,104.37
15-OCT-24	16-OCT-24	510.00	TDC	TERADATA CORP	42.52	21,682.84	0.00	31.96	16,299.15	-5,383.69
15-OCT-24	16-OCT-24	645.00	TDC	TERADATA CORP	42.52	27,422.42	0.00	31.96	20,613.62	-6,808.80
15-OCT-24	16-OCT-24	229.00	TDC	TERADATA CORP	42.52	9,736.02	0.00	32.03	7,335.46	-2,400.56
15-OCT-24	16-OCT-24	931.00	TDC	TERADATA CORP	42.52	39,581.82	0.00	31.96	29,753.93	-9,827.89
15-OCT-24	16-OCT-24	242.00	VREX	VAREX IMAGING CORP	27.54	6,664.05	0.00	11.42	2,763.12	-3,900.93
15-OCT-24	16-OCT-24	207.00	VREX	VAREX IMAGING CORP	27.54	5,700.24	0.00	11.39	2,357.66	-3,342.58
15-OCT-24	16-OCT-24	124.00	VREX	VAREX IMAGING CORP	27.54	3,414.64	0.00	11.46	1,421.63	-1,993.01
15-OCT-24	16-OCT-24	122.00	VREX	VAREX IMAGING CORP	27.54	3,359.56	0.00	11.39	1,389.54	-1,970.02
15-OCT-24	16-OCT-24	146.00	VREX	VAREX IMAGING CORP	27.54	4,020.46	0.00	11.39	1,662.90	-2,357.56
16-OCT-24	18-OCT-24	727.00	6286611	ANSELL LTD	21.34	15,515.08	0.00	20.96	15,237.61	-277.48
16-OCT-24	17-OCT-24	2.00	NPO	ENPRO INC	76.48	152.95	0.00	157.54	315.08	162.13
16-OCT-24	17-OCT-24	240.00	NPO	ENPRO INC	76.48	18,354.37	0.00	157.54	37,809.63	19,455.26

The information contained in this report represents estimated trade date investment calculations. Certain calculations may not be available for all time periods. Please refer to your custody statement for official portfolio holdings and transactions. Note that certain accounting methods may cause differences between this investment report and your custody statement.

Transaction Summary

US Dollar

01 October 2024 to 31 December 2024

Wealth Invest Allspring Small Cap Aktier

Account: XXXXXXXXXXXVEST

Investment Strategy: Global Small Cap Equity

Primary Benchmark: Russell 2000 V thru 12/18/19 & MSCI World Small Cap (Net) 12/19/19



TRADE DATE	SETTLE DATE	QUANTITY	CUSIP	SECURITY	ADJ UNIT COST	ADJUSTED TOTAL COST	AMORT. OR ACCRETION	UNIT PRICE	PROCEEDS	GAIN/LOSS
16-OCT-24	17-OCT-24	1,534.00	VREX	VAREX IMAGING CORP	27.54	42,242.35	0.00	11.54	17,705.70	-24,536.65
16-OCT-24	17-OCT-24	237.00	VREX	VAREX IMAGING CORP	27.54	6,526.36	0.00	11.46	2,716.01	-3,810.35
16-OCT-24	17-OCT-24	727.00	VREX	VAREX IMAGING CORP	27.54	20,019.68	0.00	11.54	8,391.17	-11,628.51
16-OCT-24	17-OCT-24	2,455.00	VREX	VAREX IMAGING CORP	27.54	67,604.28	0.00	11.54	28,336.05	-39,268.23
16-OCT-24	17-OCT-24	1,179.00	VREX	VAREX IMAGING CORP	27.54	32,466.58	0.00	11.54	13,608.23	-18,858.35
17-OCT-24	21-OCT-24	727.00	6286611	ANSELL LTD	21.34	15,515.08	0.00	20.77	15,098.76	-416.32
17-OCT-24	18-OCT-24	4.00	NPO	ENPRO INC	76.48	305.91	0.00	157.01	628.02	322.11
17-OCT-24	18-OCT-24	101.00	NPO	ENPRO INC	76.48	7,724.13	0.00	157.00	15,857.40	8,133.27
17-OCT-24	18-OCT-24	180.00	TDC	TERADATA CORP	42.52	7,652.77	0.00	32.30	5,813.96	-1,838.81
17-OCT-24	18-OCT-24	854.00	TDC	TERADATA CORP	42.52	36,308.13	0.00	32.30	27,584.03	-8,724.10
17-OCT-24	18-OCT-24	171.00	TDC	TERADATA CORP	42.52	7,270.13	0.00	32.21	5,508.61	-1,761.52
17-OCT-24	18-OCT-24	310.00	TDC	TERADATA CORP	42.52	13,179.77	0.00	32.21	9,986.36	-3,193.41
17-OCT-24	18-OCT-24	835.00	TDC	TERADATA CORP	42.52	35,500.34	0.00	32.30	26,970.34	-8,530.00
21-OCT-24	23-OCT-24	100.00	6476218	AEON DELIGHT CO LTD	30.71	3,071.25	0.00	28.59	2,859.36	-211.89
22-OCT-24	24-OCT-24	500.00	6476218	AEON DELIGHT CO LTD	30.71	15,356.26	0.00	28.49	14,246.22	-1,110.03
22-OCT-24	23-OCT-24	315.00	CSWI	CSW INDUSTRIALS INC	121.55	38,288.13	0.00	391.58	123,346.94	85,058.81
22-OCT-24	23-OCT-24	79.00	CSWI	CSW INDUSTRIALS INC	121.55	9,602.42	0.00	391.58	30,934.63	21,332.21
22-OCT-24	24-OCT-24	9,441.00	0241854	ELEMENTIS PLC	1.57	14,846.76	0.00	1.81	17,131.01	2,284.25
22-OCT-24	24-OCT-24	800.00	0241854	ELEMENTIS PLC	1.57	1,258.07	0.00	1.82	1,454.03	195.96
22-OCT-24	24-OCT-24	2,502.00	0241854	ELEMENTIS PLC	1.57	3,934.60	0.00	1.82	4,547.46	612.86

The information contained in this report represents estimated trade date investment calculations. Certain calculations may not be available for all time periods. Please refer to your custody statement for official portfolio holdings and transactions. Note that certain accounting methods may cause differences between this investment report and your custody statement.

Transaction Summary

US Dollar

01 October 2024 to 31 December 2024

Wealth Invest Allspring Small Cap Aktier

Account: XXXXXXXXXXXVEST

Investment Strategy: Global Small Cap Equity

Primary Benchmark: Russell 2000 V thru 12/18/19 & MSCI World Small Cap (Net) 12/19/19



TRADE DATE	SETTLE DATE	QUANTITY	CUSIP	SECURITY	ADJ UNIT COST	ADJUSTED TOTAL COST	AMORT. OR ACCRETION	UNIT PRICE	PROCEEDS	GAIN/LOSS
22-OCT-24	24-OCT-24	1,092.00	5993901	M6 METROPOLE TELEVIS	16.03	17,501.72	0.00	13.20	14,419.61	-3,082.12
22-OCT-24	24-OCT-24	625.00	5993901	M6 METROPOLE TELEVIS	16.03	10,017.01	0.00	13.20	8,252.98	-1,764.03
22-OCT-24	23-OCT-24	679.00	MSM	MSC INDL DIRECT INC CL A	92.66	62,919.26	0.00	80.69	54,786.91	-8,132.35
22-OCT-24	23-OCT-24	128.00	MSM	MSC INDL DIRECT INC CL A	92.66	11,861.07	0.00	81.47	10,428.23	-1,432.84
22-OCT-24	23-OCT-24	220.00	MSM	MSC INDL DIRECT INC CL A	92.66	20,386.21	0.00	81.47	17,923.51	-2,462.70
23-OCT-24	25-OCT-24	600.00	6476218	AEON DELIGHT CO LTD	30.71	18,427.51	0.00	28.45	17,071.50	-1,356.01
23-OCT-24	24-OCT-24	517.00	CSWI	CSW INDUSTRIALS INC	121.55	62,841.15	0.00	384.01	198,531.79	135,690.64
23-OCT-24	25-OCT-24	4,352.00	0241854	ELEMENTIS PLC	1.57	6,843.88	0.00	1.81	7,857.11	1,013.23
23-OCT-24	25-OCT-24	2,242.00	0241854	ELEMENTIS PLC	1.57	3,525.73	0.00	1.81	4,047.48	521.75
23-OCT-24	25-OCT-24	747.00	BMVB793	GVS SPA	12.67	9,462.64	0.00	6.76	5,051.80	-4,410.84
23-OCT-24	25-OCT-24	570.00	BMVB793	GVS SPA	12.67	7,220.49	0.00	6.76	3,854.79	-3,365.70
23-OCT-24	24-OCT-24	463.00	MSM	MSC INDL DIRECT INC CL A	92.66	42,903.71	0.00	80.57	37,304.08	-5,599.63
23-OCT-24	24-OCT-24	312.00	MSM	MSC INDL DIRECT INC CL A	92.66	28,911.35	0.00	80.57	25,137.95	-3,773.40
24-OCT-24	28-OCT-24	200.00	6476218	AEON DELIGHT CO LTD	30.71	6,142.50	0.00	28.48	5,695.61	-446.89
24-OCT-24	25-OCT-24	168.00	CSWI	CSW INDUSTRIALS INC	121.55	20,420.33	0.00	364.96	61,312.91	40,892.58
24-OCT-24	25-OCT-24	93.00	CSWI	CSW INDUSTRIALS INC	121.55	11,304.11	0.00	370.89	34,492.42	23,188.31
24-OCT-24	25-OCT-24	42.00	CSWI	CSW INDUSTRIALS INC	121.55	5,105.08	0.00	369.71	15,527.72	10,422.64
24-OCT-24	25-OCT-24	111.00	CSWI	CSW INDUSTRIALS INC	121.55	13,492.01	0.00	370.89	41,168.38	27,676.37
25-OCT-24	28-OCT-24	588.00	CSWI	CSW INDUSTRIALS INC	121.55	71,471.17	0.00	366.05	215,237.11	143,765.94
25-OCT-24	29-OCT-24	2,632.00	0241854	ELEMENTIS PLC	1.57	4,139.04	0.00	1.81	4,766.98	627.95

The information contained in this report represents estimated trade date investment calculations. Certain calculations may not be available for all time periods. Please refer to your custody statement for official portfolio holdings and transactions. Note that certain accounting methods may cause differences between this investment report and your custody statement.

Transaction Summary

US Dollar

01 October 2024 to 31 December 2024

Wealth Invest Allspring Small Cap Aktier

Account: XXXXXXXXXXXVEST

Investment Strategy: Global Small Cap Equity

Primary Benchmark: Russell 2000 V thru 12/18/19 & MSCI World Small Cap (Net) 12/19/19



TRADE DATE	SETTLE DATE	QUANTITY	CUSIP	SECURITY	ADJ UNIT COST	ADJUSTED TOTAL COST	AMORT. OR ACCRETION	UNIT PRICE	PROCEEDS	GAIN/LOSS
25-OCT-24	29-OCT-24	14,812.00	0241854	ELEMENTIS PLC	1.57	23,293.10	0.00	1.81	26,827.01	3,533.91
25-OCT-24	29-OCT-24	3,863.00	0241854	ELEMENTIS PLC	1.57	6,074.89	0.00	1.81	6,996.53	921.65
25-OCT-24	29-OCT-24	426.00	0241854	ELEMENTIS PLC	1.57	669.92	0.00	1.81	772.21	102.29
25-OCT-24	29-OCT-24	151.00	BMVB793	GVS SPA	12.67	1,912.80	0.00	6.64	1,003.15	-909.65
28-OCT-24	29-OCT-24	179.00	CSWI	CSW INDUSTRIALS INC	121.55	21,757.38	0.00	369.43	66,128.25	44,370.87
28-OCT-24	30-OCT-24	3,515.00	0241854	ELEMENTIS PLC	1.57	5,527.63	0.00	1.81	6,352.36	824.73
28-OCT-24	30-OCT-24	9,909.00	0241854	ELEMENTIS PLC	1.57	15,582.73	0.00	1.81	17,907.69	2,324.96
28-OCT-24	30-OCT-24	369.00	BMVB793	GVS SPA	12.67	4,674.31	0.00	6.64	2,451.44	-2,222.88
29-OCT-24	30-OCT-24	240.00	CSWI	CSW INDUSTRIALS INC	121.55	29,171.91	0.00	361.72	86,812.18	57,640.27
29-OCT-24	31-OCT-24	274.00	BMVB793	GVS SPA	12.67	3,470.90	0.00	6.80	1,862.03	-1,608.87
29-OCT-24	31-OCT-24	157.00	BMVB793	GVS SPA	12.67	1,988.80	0.00	6.80	1,066.93	-921.87
30-OCT-24	01-NOV-24	2,410.00	BMVB793	GVS SPA	12.67	30,528.72	0.00	6.73	16,212.76	-14,315.96
30-OCT-24	01-NOV-24	9,815.00	BMVB793	GVS SPA	12.67	124,331.69	0.00	6.73	66,028.30	-58,303.39
31-OCT-24	01-NOV-24	159.00	ICUI	ICU MED INC COM	195.17	31,032.31	0.00	172.95	27,498.28	-3,534.03
31-OCT-24	01-NOV-24	88.00	ICUI	ICU MED INC COM	195.17	17,175.11	0.00	172.95	15,219.18	-1,955.93
31-OCT-24	01-NOV-24	52.00	ICUI	ICU MED INC COM	195.17	10,148.93	0.00	172.80	8,985.46	-1,163.47
31-OCT-24	01-NOV-24	174.00	ICUI	ICU MED INC COM	195.17	33,959.88	0.00	172.80	30,066.71	-3,893.17
31-OCT-24	01-NOV-24	542.00	TDC	TERADATA CORP	42.52	23,043.33	0.00	31.89	17,286.61	-5,756.72
31-OCT-24	01-NOV-24	744.00	TDC	TERADATA CORP	42.52	31,631.44	0.00	31.89	23,729.22	-7,902.22
31-OCT-24	01-NOV-24	351.00	TDC	TERADATA CORP	42.52	14,922.90	0.00	31.89	11,194.83	-3,728.07

The information contained in this report represents estimated trade date investment calculations. Certain calculations may not be available for all time periods. Please refer to your custody statement for official portfolio holdings and transactions. Note that certain accounting methods may cause differences between this investment report and your custody statement.

Transaction Summary

US Dollar

01 October 2024 to 31 December 2024

Wealth Invest Allspring Small Cap Aktier

Account: XXXXXXXXXXXVEST

Investment Strategy: Global Small Cap Equity

Primary Benchmark: Russell 2000 V thru 12/18/19 & MSCI World Small Cap (Net) 12/19/19



TRADE DATE	SETTLE DATE	QUANTITY	CUSIP	SECURITY	ADJ UNIT COST	ADJUSTED TOTAL COST	AMORT. OR ACCRETION	UNIT PRICE	PROCEEDS	GAIN/LOSS
31-OCT-24	01-NOV-24	556.00	TDC	TERADATA CORP	42.52	23,638.55	0.00	32.14	17,869.84	-5,768.71
31-OCT-24	01-NOV-24	298.00	TDC	TERADATA CORP	42.52	12,669.58	0.00	32.14	9,577.72	-3,091.86
01-NOV-24	05-NOV-24	813.00	5993901	M6 METROPOLE TELEVIS	16.03	13,030.13	0.00	12.36	10,048.02	-2,982.11
04-NOV-24	05-NOV-24	1,100.00	BP8JT73	ATS CORP	28.97	31,870.32	0.00	30.21	33,227.69	1,357.37
04-NOV-24	06-NOV-24	231.00	5993901	M6 METROPOLE TELEVIS	16.03	3,702.29	0.00	12.41	2,867.58	-834.71
05-NOV-24	06-NOV-24	500.00	BP8JT73	ATS CORP	28.97	14,486.51	0.00	30.51	15,252.88	766.37
05-NOV-24	06-NOV-24	600.00	BP8JT73	ATS CORP	28.97	17,383.81	0.00	30.51	18,303.45	919.64
05-NOV-24	07-NOV-24	441.00	5993901	M6 METROPOLE TELEVIS	16.03	7,068.00	0.00	12.20	5,382.02	-1,685.98
05-NOV-24	07-NOV-24	100.00	6869959	TAIKISHA LTD	30.64	3,063.93	0.00	32.08	3,207.87	143.94
06-NOV-24	07-NOV-24	1,021.00	WHD	CACTUS INC	46.27	47,242.83	0.00	68.94	70,392.63	23,149.80
06-NOV-24	07-NOV-24	15.00	WHD	CACTUS INC	46.27	694.07	0.00	68.94	1,034.17	340.10
06-NOV-24	07-NOV-24	173.00	CSWI	CSW INDUSTRIALS INC	121.55	21,028.08	0.00	402.76	69,677.67	48,649.59
06-NOV-24	07-NOV-24	28.00	IOSP	INNOSPEC INC	87.31	2,444.72	0.00	124.28	3,479.91	1,035.19
06-NOV-24	07-NOV-24	62.00	IOSP	INNOSPEC INC	87.31	5,413.30	0.00	124.28	7,705.51	2,292.21
06-NOV-24	07-NOV-24	593.00	IOSP	INNOSPEC INC	87.31	51,775.58	0.00	124.28	73,699.48	21,923.90
06-NOV-24	08-NOV-24	927.00	5993901	M6 METROPOLE TELEVIS	16.03	14,857.23	0.00	11.86	10,997.96	-3,859.27
06-NOV-24	08-NOV-24	110.00	5993901	M6 METROPOLE TELEVIS	16.03	1,762.99	0.00	11.86	1,305.04	-457.96
06-NOV-24	08-NOV-24	147.00	5993901	M6 METROPOLE TELEVIS	16.03	2,356.00	0.00	11.86	1,744.01	-611.99
06-NOV-24	08-NOV-24	100.00	6869959	TAIKISHA LTD	30.64	3,063.93	0.00	31.82	3,181.79	117.86
07-NOV-24	11-NOV-24	6,228.00	0241854	ELEMENTIS PLC	1.57	9,794.05	0.00	1.75	10,883.42	1,089.37

The information contained in this report represents estimated trade date investment calculations. Certain calculations may not be available for all time periods. Please refer to your custody statement for official portfolio holdings and transactions. Note that certain accounting methods may cause differences between this investment report and your custody statement.

Transaction Summary

US Dollar

01 October 2024 to 31 December 2024

Wealth Invest Allspring Small Cap Aktier

Account: XXXXXXXXXXXVEST

Investment Strategy: Global Small Cap Equity

Primary Benchmark: Russell 2000 V thru 12/18/19 & MSCI World Small Cap (Net) 12/19/19



TRADE DATE	SETTLE DATE	QUANTITY	CUSIP	SECURITY	ADJ UNIT COST	ADJUSTED TOTAL COST	AMORT. OR ACCRETION	UNIT PRICE	PROCEEDS	GAIN/LOSS
07-NOV-24	11-NOV-24	225.00	5993901	M6 METROPOLE TELEVIS	16.03	3,606.12	0.00	11.97	2,694.08	-912.04
07-NOV-24	08-NOV-24	894.00	PRGS	PROGRESS SOFTWARE CORP COM	43.15	38,580.21	0.00	67.37	60,227.11	21,646.90
07-NOV-24	08-NOV-24	559.00	PRGS	PROGRESS SOFTWARE CORP COM	43.15	24,123.42	0.00	67.37	37,658.78	13,535.36
08-NOV-24	12-NOV-24	8,132.00	0241854	ELEMENTIS PLC	1.57	12,788.25	0.00	1.72	13,947.18	1,158.93
08-NOV-24	12-NOV-24	331.00	5993901	M6 METROPOLE TELEVIS	16.03	5,305.01	0.00	11.88	3,930.85	-1,374.16
08-NOV-24	12-NOV-24	848.00	ZD	ZIFF DAVIS INC	87.04	73,807.50	0.00	56.73	48,106.64	-25,700.86
08-NOV-24	12-NOV-24	165.00	ZD	ZIFF DAVIS INC	87.04	14,361.13	0.00	56.73	9,360.37	-5,000.76
08-NOV-24	12-NOV-24	192.00	ZD	ZIFF DAVIS INC	87.04	16,711.13	0.00	56.73	10,892.07	-5,819.06
11-NOV-24	12-NOV-24	128.00	JJSF	J & J SNACK FOODS CORP	146.80	18,790.30	0.00	176.84	22,636.07	3,845.77
11-NOV-24	12-NOV-24	19.00	JJSF	J & J SNACK FOODS CORP	146.80	2,789.18	0.00	177.03	3,363.49	574.31
11-NOV-24	12-NOV-24	303.00	JJSF	J & J SNACK FOODS CORP	146.80	44,480.16	0.00	176.84	53,583.82	9,103.66
11-NOV-24	13-NOV-24	102.00	5993901	M6 METROPOLE TELEVIS	16.03	1,634.78	0.00	11.85	1,208.77	-426.01
11-NOV-24	13-NOV-24	173.00	5993901	M6 METROPOLE TELEVIS	16.03	2,772.71	0.00	11.85	2,050.18	-722.53
11-NOV-24	12-NOV-24	871.00	SPB	SPECTRUM BRANDS HOLDINGS INC	81.03	70,578.88	0.00	94.32	82,148.53	11,569.65
12-NOV-24	13-NOV-24	1,367.00	ARIS	ARIS WATER SOLUTION INC	13.23	18,086.15	0.00	25.40	34,715.10	16,628.95
12-NOV-24	13-NOV-24	6.00	JJSF	J & J SNACK FOODS CORP	146.80	880.80	0.00	177.31	1,063.87	183.07
12-NOV-24	13-NOV-24	116.00	JJSF	J & J SNACK FOODS CORP	146.80	17,028.71	0.00	175.04	20,304.10	3,275.39
13-NOV-24	14-NOV-24	183.00	ARIS	ARIS WATER SOLUTION INC	13.23	2,421.19	0.00	24.84	4,546.56	2,125.37
13-NOV-24	14-NOV-24	37.00	JJSF	J & J SNACK FOODS CORP	146.80	5,431.57	0.00	173.51	6,419.86	988.29
14-NOV-24	15-NOV-24	839.00	WHD	CACTUS INC	46.27	38,821.48	0.00	65.58	55,018.41	16,196.93

The information contained in this report represents estimated trade date investment calculations. Certain calculations may not be available for all time periods. Please refer to your custody statement for official portfolio holdings and transactions. Note that certain accounting methods may cause differences between this investment report and your custody statement.

Transaction Summary

US Dollar

01 October 2024 to 31 December 2024

Wealth Invest Allspring Small Cap Aktier

Account: XXXXXXXXXXXVEST

Investment Strategy: Global Small Cap Equity

Primary Benchmark: Russell 2000 V thru 12/18/19 & MSCI World Small Cap (Net) 12/19/19



TRADE DATE	SETTLE DATE	QUANTITY	CUSIP	SECURITY	ADJ UNIT COST	ADJUSTED TOTAL COST	AMORT. OR ACCRETION	UNIT PRICE	PROCEEDS	GAIN/LOSS
14-NOV-24	15-NOV-24	69.00	WHD	CACTUS INC	46.27	3,192.71	0.00	65.58	4,524.76	1,332.05
14-NOV-24	15-NOV-24	453.00	WHD	CACTUS INC	46.27	20,960.83	0.00	65.58	29,706.00	8,745.17
14-NOV-24	15-NOV-24	191.43	EXE	EXPAND ENERGY CORP	79.90	15,295.80	0.00	95.20	18,223.68	2,927.88
14-NOV-24	15-NOV-24	942.08	EXE	EXPAND ENERGY CORP	79.90	75,273.63	0.00	95.20	89,682.31	14,408.68
14-NOV-24	15-NOV-24	637.07	EXE	EXPAND ENERGY CORP	79.90	50,902.88	0.00	95.20	60,646.57	9,743.69
14-NOV-24	15-NOV-24	415.47	EXE	EXPAND ENERGY CORP	79.90	33,196.32	0.00	95.20	39,550.68	6,354.36
14-NOV-24	15-NOV-24	552.00	EXE	EXPAND ENERGY CORP	79.90	44,105.54	0.00	95.13	52,512.39	8,406.85
14-NOV-24	15-NOV-24	247.58	EXE	EXPAND ENERGY CORP	79.90	19,782.19	0.00	95.20	23,568.85	3,786.66
14-NOV-24	15-NOV-24	186.84	EXE	EXPAND ENERGY CORP	79.90	14,928.65	0.00	95.20	17,786.25	2,857.60
14-NOV-24	15-NOV-24	169.53	EXE	EXPAND ENERGY CORP	79.90	13,545.28	0.00	95.20	16,138.08	2,592.80
15-NOV-24	18-NOV-24	296.00	WHD	CACTUS INC	46.27	13,696.26	0.00	65.12	19,275.64	5,579.38
15-NOV-24	18-NOV-24	486.00	WHD	CACTUS INC	46.27	22,487.77	0.00	65.12	31,648.51	9,160.74
15-NOV-24	18-NOV-24	79.00	CSWI	CSW INDUSTRIALS INC	121.55	9,602.42	0.00	406.74	32,132.11	22,529.69
15-NOV-24	18-NOV-24	369.69	EXE	EXPAND ENERGY CORP	79.90	29,538.63	0.00	95.66	35,365.40	5,826.77
15-NOV-24	18-NOV-24	150.63	EXE	EXPAND ENERGY CORP	79.90	12,035.57	0.00	95.02	14,312.50	2,276.93
15-NOV-24	18-NOV-24	234.72	EXE	EXPAND ENERGY CORP	79.90	18,754.40	0.00	95.66	22,453.88	3,699.48
15-NOV-24	18-NOV-24	66.85	EXE	EXPAND ENERGY CORP	79.90	5,341.06	0.00	94.97	6,348.35	1,007.29
15-NOV-24	18-NOV-24	154.19	EXE	EXPAND ENERGY CORP	79.90	12,319.92	0.00	95.02	14,650.65	2,330.73
15-NOV-24	18-NOV-24	365.18	EXE	EXPAND ENERGY CORP	79.90	29,178.41	0.00	95.02	34,698.47	5,520.06
15-NOV-24	18-NOV-24	328.66	EXE	EXPAND ENERGY CORP	79.90	26,260.14	0.00	94.97	31,212.65	4,952.51

The information contained in this report represents estimated trade date investment calculations. Certain calculations may not be available for all time periods. Please refer to your custody statement for official portfolio holdings and transactions. Note that certain accounting methods may cause differences between this investment report and your custody statement.

Transaction Summary

US Dollar

01 October 2024 to 31 December 2024

Wealth Invest Allspring Small Cap Aktier

Account: XXXXXXXXXXXVEST

Investment Strategy: Global Small Cap Equity

Primary Benchmark: Russell 2000 V thru 12/18/19 & MSCI World Small Cap (Net) 12/19/19



TRADE DATE	SETTLE DATE	QUANTITY	CUSIP	SECURITY	ADJ UNIT COST	ADJUSTED TOTAL COST	AMORT. OR ACCRETION	UNIT PRICE	PROCEEDS	GAIN/LOSS
15-NOV-24	18-NOV-24	70.00	EXE	EXPAND ENERGY CORP	79.90	5,593.09	0.00	95.06	6,654.21	1,061.12
15-NOV-24	18-NOV-24	485.50	EXE	EXPAND ENERGY CORP	79.90	38,791.88	0.00	94.97	46,107.80	7,315.92
15-NOV-24	18-NOV-24	125.59	EXE	EXPAND ENERGY CORP	79.90	10,034.95	0.00	95.66	12,014.43	1,979.48
15-NOV-24	18-NOV-24	2,715.00	PRMB	PRIMO BRANDS CORP	14.75	40,059.01	0.00	28.46	77,280.31	37,221.30
18-NOV-24	19-NOV-24	30.00	CSWI	CSW INDUSTRIALS INC	121.55	3,646.49	0.00	407.71	12,231.27	8,584.78
18-NOV-24	19-NOV-24	79.00	CSWI	CSW INDUSTRIALS INC	121.55	9,602.42	0.00	407.71	32,209.00	22,606.58
18-NOV-24	19-NOV-24	137.00	EXE	EXPAND ENERGY CORP	79.90	10,946.48	0.00	96.99	13,288.31	2,341.83
18-NOV-24	19-NOV-24	33.16	EXE	EXPAND ENERGY CORP	79.90	2,649.14	0.00	96.85	3,211.10	561.96
18-NOV-24	19-NOV-24	4.84	EXE	EXPAND ENERGY CORP	79.90	387.11	0.00	96.85	469.23	82.12
18-NOV-24	19-NOV-24	515.30	EXE	EXPAND ENERGY CORP	79.90	41,172.77	0.00	96.93	49,946.74	8,773.97
18-NOV-24	19-NOV-24	1,016.70	EXE	EXPAND ENERGY CORP	79.90	81,236.09	0.00	96.93	98,547.59	17,311.50
18-NOV-24	19-NOV-24	323.00	PRMB	PRIMO BRANDS CORP	14.75	4,765.77	0.00	27.71	8,949.21	4,183.44
18-NOV-24	19-NOV-24	1,985.00	PRMB	PRIMO BRANDS CORP	14.75	29,288.08	0.00	27.82	55,221.16	25,933.08
18-NOV-24	19-NOV-24	1,236.00	PRMB	PRIMO BRANDS CORP	14.75	18,236.81	0.00	27.81	34,372.21	16,135.40
18-NOV-24	19-NOV-24	1,277.00	PRMB	PRIMO BRANDS CORP	14.75	18,841.75	0.00	27.82	35,525.15	16,683.40
18-NOV-24	19-NOV-24	953.00	PRMB	PRIMO BRANDS CORP	14.75	14,061.23	0.00	27.71	26,404.31	12,343.08
18-NOV-24	19-NOV-24	457.00	PRGS	PROGRESS SOFTWARE CORP COM	43.15	19,721.65	0.00	66.18	30,244.32	10,522.67
19-NOV-24	20-NOV-24	299.00	PRGS	PROGRESS SOFTWARE CORP COM	43.15	12,903.23	0.00	66.02	19,739.22	6,835.99
19-NOV-24	20-NOV-24	217.00	PRGS	PROGRESS SOFTWARE CORP COM	43.15	9,364.55	0.00	66.02	14,325.79	4,961.24
20-NOV-24	21-NOV-24	160.00	PRGS	PROGRESS SOFTWARE CORP COM	43.15	6,904.74	0.00	65.76	10,522.34	3,617.60

The information contained in this report represents estimated trade date investment calculations. Certain calculations may not be available for all time periods. Please refer to your custody statement for official portfolio holdings and transactions. Note that certain accounting methods may cause differences between this investment report and your custody statement.

Transaction Summary

US Dollar

01 October 2024 to 31 December 2024

Wealth Invest Allspring Small Cap Aktier

Account: XXXXXXXXXXXVEST

Investment Strategy: Global Small Cap Equity

Primary Benchmark: Russell 2000 V thru 12/18/19 & MSCI World Small Cap (Net) 12/19/19



TRADE DATE	SETTLE DATE	QUANTITY	CUSIP	SECURITY	ADJ UNIT COST	ADJUSTED TOTAL COST	AMORT. OR ACCRETION	UNIT PRICE	PROCEEDS	GAIN/LOSS
20-NOV-24	21-NOV-24	566.00	PRGS	PROGRESS SOFTWARE CORP COM	43.15	24,425.51	0.00	65.82	37,256.65	12,831.14
21-NOV-24	22-NOV-24	88.69	EXE	EXPAND ENERGY CORP	79.90	7,086.78	0.00	99.81	8,852.76	1,765.98
21-NOV-24	22-NOV-24	22.48	EXE	EXPAND ENERGY CORP	79.90	1,796.29	0.00	99.81	2,243.91	447.62
21-NOV-24	22-NOV-24	310.30	EXE	EXPAND ENERGY CORP	79.90	24,793.33	0.00	99.81	30,971.66	6,178.33
21-NOV-24	22-NOV-24	723.00	EXE	EXPAND ENERGY CORP	79.90	57,768.67	0.00	99.81	72,164.23	14,395.56
21-NOV-24	22-NOV-24	303.45	EXE	EXPAND ENERGY CORP	79.90	24,246.06	0.00	99.81	30,288.02	6,041.96
21-NOV-24	22-NOV-24	768.08	EXE	EXPAND ENERGY CORP	79.90	61,370.25	0.00	99.81	76,663.30	15,293.05
21-NOV-24	25-NOV-24	157.00	BMVB793	GVS SPA	12.67	1,988.80	0.00	5.39	845.51	-1,143.30
21-NOV-24	25-NOV-24	1,628.00	5993901	M6 METROPOLE TELEVIS	16.03	26,092.31	0.00	11.50	18,728.18	-7,364.13
21-NOV-24	25-NOV-24	97.00	5993901	M6 METROPOLE TELEVIS	16.03	1,554.64	0.00	11.47	1,112.25	-442.39
21-NOV-24	25-NOV-24	1,761.00	5993901	M6 METROPOLE TELEVIS	16.03	28,223.93	0.00	11.50	20,258.18	-7,965.75
21-NOV-24	22-NOV-24	193.00	TDC	TERADATA CORP	42.52	8,205.47	0.00	30.50	5,887.44	-2,318.03
21-NOV-24	22-NOV-24	423.00	TDC	TERADATA CORP	42.52	17,984.00	0.00	30.50	12,903.55	-5,080.45
21-NOV-24	22-NOV-24	126.00	TDC	TERADATA CORP	42.52	5,356.94	0.00	30.50	3,843.61	-1,513.33
21-NOV-24	22-NOV-24	579.00	TDC	TERADATA CORP	42.52	24,616.40	0.00	30.50	17,662.31	-6,954.09
21-NOV-24	22-NOV-24	843.00	TDC	TERADATA CORP	42.52	35,840.46	0.00	30.50	25,715.58	-10,124.88
21-NOV-24	22-NOV-24	171.00	TDC	TERADATA CORP	42.52	7,270.13	0.00	30.50	5,216.33	-2,053.80
22-NOV-24	26-NOV-24	237.00	BMVB793	GVS SPA	12.67	3,002.20	0.00	5.33	1,263.94	-1,738.26
22-NOV-24	26-NOV-24	758.00	BMVB793	GVS SPA	12.67	9,601.98	0.00	5.33	4,042.48	-5,559.50
22-NOV-24	26-NOV-24	714.00	5993901	M6 METROPOLE TELEVIS	16.03	11,443.43	0.00	11.33	8,088.11	-3,355.32

The information contained in this report represents estimated trade date investment calculations. Certain calculations may not be available for all time periods. Please refer to your custody statement for official portfolio holdings and transactions. Note that certain accounting methods may cause differences between this investment report and your custody statement.

Transaction Summary

US Dollar

01 October 2024 to 31 December 2024

Wealth Invest Allspring Small Cap Aktier

Account: XXXXXXXXXXXVEST

Investment Strategy: Global Small Cap Equity

Primary Benchmark: Russell 2000 V thru 12/18/19 & MSCI World Small Cap (Net) 12/19/19



TRADE DATE	SETTLE DATE	QUANTITY	CUSIP	SECURITY	ADJ UNIT COST	ADJUSTED TOTAL COST	AMORT. OR ACCRETION	UNIT PRICE	PROCEEDS	GAIN/LOSS
25-NOV-24	26-NOV-24	454.00	EXE	EXPAND ENERGY CORP	79.90	36,275.21	0.00	100.04	45,418.75	9,143.54
25-NOV-24	27-NOV-24	2,113.00	BMVB793	GVS SPA	12.67	26,766.47	0.00	5.40	11,407.83	-15,358.64
25-NOV-24	27-NOV-24	1,346.00	BMVB793	GVS SPA	12.67	17,050.48	0.00	5.45	7,335.96	-9,714.52
25-NOV-24	27-NOV-24	874.00	BMVB793	GVS SPA	12.67	11,071.41	0.00	5.40	4,718.62	-6,352.79
25-NOV-24	27-NOV-24	1,128.00	BMVB793	GVS SPA	12.67	14,288.96	0.00	5.40	6,089.93	-8,199.03
25-NOV-24	27-NOV-24	248.00	BMVB793	GVS SPA	12.67	3,141.54	0.00	5.45	1,351.65	-1,789.89
25-NOV-24	27-NOV-24	404.00	5993901	M6 METROPOLE TELEVIS	16.03	6,475.00	0.00	11.50	4,644.58	-1,830.42
26-NOV-24	28-NOV-24	7,613.00	BMVB793	GVS SPA	12.67	96,437.81	0.00	5.37	40,876.80	-55,561.02
26-NOV-24	28-NOV-24	744.00	BMVB793	GVS SPA	12.67	9,424.63	0.00	5.36	3,990.68	-5,433.96
26-NOV-24	28-NOV-24	235.00	5993901	M6 METROPOLE TELEVIS	16.03	3,766.40	0.00	11.37	2,672.40	-1,094.00
26-NOV-24	28-NOV-24	96.00	5993901	M6 METROPOLE TELEVIS	16.03	1,538.61	0.00	11.37	1,091.70	-446.91
27-NOV-24	29-NOV-24	1,545.00	BMVB793	GVS SPA	12.67	19,571.32	0.00	5.47	8,450.32	-11,120.99
27-NOV-24	29-NOV-24	842.00	BMVB793	GVS SPA	12.67	10,666.05	0.00	5.43	4,573.81	-6,092.24
27-NOV-24	29-NOV-24	777.00	5993901	M6 METROPOLE TELEVIS	16.03	12,453.15	0.00	11.33	8,803.92	-3,649.23
27-NOV-24	29-NOV-24	3,909.00	BTHXLQ7	VISCOFAN SA - RTS	0.00	0.00	0.00	1.54	6,004.45	6,004.45
28-NOV-24	02-DEC-24	1,235.00	BMVB793	GVS SPA	12.67	15,644.38	0.00	5.46	6,743.30	-8,901.09
28-NOV-24	02-DEC-24	754.00	BMVB793	GVS SPA	12.67	9,551.31	0.00	5.44	4,098.43	-5,452.88
28-NOV-24	02-DEC-24	226.00	BTHXLQ7	VISCOFAN SA - RTS	0.00	0.00	0.00	1.54	347.33	347.33
29-NOV-24	03-DEC-24	1,340.00	BTHXLQ7	VISCOFAN SA - RTS	0.00	0.00	0.00	1.53	2,051.94	2,051.94
02-DEC-24	03-DEC-24	1,073.00	EXE	EXPAND ENERGY CORP	79.90	85,734.14	0.00	97.27	104,370.16	18,636.02

The information contained in this report represents estimated trade date investment calculations. Certain calculations may not be available for all time periods. Please refer to your custody statement for official portfolio holdings and transactions. Note that certain accounting methods may cause differences between this investment report and your custody statement.

Transaction Summary

US Dollar

01 October 2024 to 31 December 2024

Wealth Invest Allspring Small Cap Aktier

Account: XXXXXXXXXXXVEST

Investment Strategy: Global Small Cap Equity

Primary Benchmark: Russell 2000 V thru 12/18/19 & MSCI World Small Cap (Net) 12/19/19



TRADE DATE	SETTLE DATE	QUANTITY	CUSIP	SECURITY	ADJ UNIT COST	ADJUSTED TOTAL COST	AMORT. OR ACCRETION	UNIT PRICE	PROCEEDS	GAIN/LOSS
02-DEC-24	04-DEC-24	4,575.00	BTHXLQ7	VISCOFAN SA - RTS	0.00	0.00	0.00	1.51	6,887.64	6,887.64
03-DEC-24	05-DEC-24	136.00	B1Y47Y7	GERRESHEIMER AG	92.68	12,603.85	0.00	79.99	10,879.18	-1,724.67
03-DEC-24	05-DEC-24	313.00	B1Y47Y7	GERRESHEIMER AG	92.68	29,007.38	0.00	79.63	24,923.25	-4,084.13
03-DEC-24	05-DEC-24	148.00	B1Y47Y7	GERRESHEIMER AG	92.68	13,715.95	0.00	79.63	11,784.80	-1,931.15
03-DEC-24	05-DEC-24	293.00	B1Y47Y7	GERRESHEIMER AG	92.68	27,153.88	0.00	79.99	23,438.22	-3,715.65
03-DEC-24	05-DEC-24	275.00	B1Y47Y7	GERRESHEIMER AG	92.68	25,485.72	0.00	79.63	21,897.42	-3,588.30
03-DEC-24	05-DEC-24	4,756.00	BTHXLQ7	VISCOFAN SA - RTS	0.00	0.00	0.00	1.53	7,264.94	7,264.94
04-DEC-24	06-DEC-24	513.00	B1Y47Y7	GERRESHEIMER AG	92.68	47,542.45	0.00	79.21	40,635.00	-6,907.45
04-DEC-24	06-DEC-24	212.00	B1Y47Y7	GERRESHEIMER AG	92.68	19,647.17	0.00	79.21	16,792.64	-2,854.53
04-DEC-24	06-DEC-24	79.00	B1Y47Y7	GERRESHEIMER AG	92.68	7,321.35	0.00	79.21	6,257.64	-1,063.71
04-DEC-24	06-DEC-24	4,281.00	BTHXLQ7	VISCOFAN SA - RTS	0.00	0.00	0.00	1.54	6,602.70	6,602.70
05-DEC-24	06-DEC-24	1,900.00	6476218	AEON DELIGHT CO LTD	30.71	58,353.78	0.00	29.22	55,523.34	-2,830.43
05-DEC-24	06-DEC-24	274.00	ALG	ALAMO GROUP INC	175.33	48,041.47	0.00	195.72	53,626.47	5,585.00
05-DEC-24	06-DEC-24	1,196.00	AMTB	AMERANT BANCORP INC	19.92	23,825.08	0.00	25.18	30,117.44	6,292.36
05-DEC-24	06-DEC-24	450.00	B14NJ71	AMPLIFON SPA	28.05	12,623.43	0.00	25.54	11,494.03	-1,129.39
05-DEC-24	06-DEC-24	505.00	B14NJ71	AMPLIFON SPA	28.05	14,166.29	0.00	25.54	12,898.87	-1,267.42
05-DEC-24	06-DEC-24	1,822.00	6286611	ANSELL LTD	21.34	38,883.74	0.00	21.42	39,033.47	149.73
05-DEC-24	06-DEC-24	1,213.00	6286611	ANSELL LTD	21.34	25,886.93	0.00	21.42	25,986.61	99.68
05-DEC-24	06-DEC-24	526.00	ARIS	ARIS WATER SOLUTION INC	13.23	6,959.27	0.00	25.70	13,519.14	6,559.87
05-DEC-24	06-DEC-24	962.00	B12TR11	ATEA ASA	10.66	10,253.88	0.00	12.83	12,343.73	2,089.85

The information contained in this report represents estimated trade date investment calculations. Certain calculations may not be available for all time periods. Please refer to your custody statement for official portfolio holdings and transactions. Note that certain accounting methods may cause differences between this investment report and your custody statement.

Transaction Summary

US Dollar

01 October 2024 to 31 December 2024

Wealth Invest Allspring Small Cap Aktier

Account: XXXXXXXXXXXVEST

Investment Strategy: Global Small Cap Equity

Primary Benchmark: Russell 2000 V thru 12/18/19 & MSCI World Small Cap (Net) 12/19/19



TRADE DATE	SETTLE DATE	QUANTITY	CUSIP	SECURITY	ADJ UNIT COST	ADJUSTED TOTAL COST	AMORT. OR ACCRETION	UNIT PRICE	PROCEEDS	GAIN/LOSS
05-DEC-24	06-DEC-24	1,342.00	B12TR11	ATEA ASA	10.66	14,304.27	0.00	12.83	17,219.63	2,915.37
05-DEC-24	06-DEC-24	570.00	ATKR	ATKORE INC	124.76	71,110.99	0.00	90.17	51,396.90	-19,714.09
05-DEC-24	06-DEC-24	500.00	BP8JT73	ATS CORP	28.97	14,486.51	0.00	32.76	16,381.95	1,895.44
05-DEC-24	06-DEC-24	1,464.00	B019M65	AZIMUT HOLDING SPA	26.27	38,460.00	0.00	25.37	37,148.86	-1,311.14
05-DEC-24	06-DEC-24	319.00	BCPC	BALCHEM CORP	118.19	37,702.43	0.00	176.37	56,261.27	18,558.84
05-DEC-24	06-DEC-24	1,647.00	BMB3BN1	BARCO NV	21.68	35,702.07	0.00	11.09	18,261.17	-17,440.90
05-DEC-24	06-DEC-24	1,991.00	BMB3BN1	BARCO NV	21.68	43,158.96	0.00	11.09	22,075.27	-21,083.69
05-DEC-24	06-DEC-24	330.00	5932409	BECHTLE AG	45.24	14,927.73	0.00	33.97	11,209.59	-3,718.15
05-DEC-24	06-DEC-24	85.00	5932409	BECHTLE AG	45.24	3,845.02	0.00	33.97	2,887.32	-957.71
05-DEC-24	06-DEC-24	206.00	5932409	BECHTLE AG	45.24	9,318.52	0.00	33.97	6,997.50	-2,321.03
05-DEC-24	06-DEC-24	777.00	BLKB	BLACKBAUD INC	64.28	49,945.81	0.00	80.79	62,774.03	12,828.22
05-DEC-24	06-DEC-24	4.00	BLKB	BLACKBAUD INC	64.28	257.12	0.00	80.79	323.16	66.04
05-DEC-24	06-DEC-24	140.00	BLNN0G8	BOSSARD HOLDING AG	178.50	24,990.23	0.00	224.25	31,394.87	6,404.64
05-DEC-24	06-DEC-24	851.00	BRC	BRADY CORP	51.63	43,940.36	0.00	75.16	63,961.52	20,021.16
05-DEC-24	06-DEC-24	43.00	B07ZBW6	BUCHER INDUSTRIES AG	359.65	15,465.04	0.00	389.18	16,734.82	1,269.78
05-DEC-24	06-DEC-24	454.00	WHD	CACTUS INC	46.27	21,007.10	0.00	66.18	30,046.02	9,038.92
05-DEC-24	06-DEC-24	627.00	WHD	CACTUS INC	46.27	29,012.00	0.00	66.18	41,495.28	12,483.28
05-DEC-24	06-DEC-24	1,224.00	CBZ	CBIZ INC	31.69	38,784.48	0.00	80.29	98,275.29	59,490.81
05-DEC-24	06-DEC-24	170.00	CHE	CHEMED CORP	557.29	94,740.01	0.00	556.01	94,521.20	-218.81
05-DEC-24	06-DEC-24	156.00	CSWI	CSW INDUSTRIALS INC	121.55	18,961.74	0.00	409.92	63,947.70	44,985.96

The information contained in this report represents estimated trade date investment calculations. Certain calculations may not be available for all time periods. Please refer to your custody statement for official portfolio holdings and transactions. Note that certain accounting methods may cause differences between this investment report and your custody statement.

Transaction Summary

US Dollar

01 October 2024 to 31 December 2024

Wealth Invest Allspring Small Cap Aktier

Account: XXXXXXXXXXXVEST

Investment Strategy: Global Small Cap Equity

Primary Benchmark: Russell 2000 V thru 12/18/19 & MSCI World Small Cap (Net) 12/19/19



TRADE DATE	SETTLE DATE	QUANTITY	CUSIP	SECURITY	ADJ UNIT COST	ADJUSTED TOTAL COST	AMORT. OR ACCRETION	UNIT PRICE	PROCEEDS	GAIN/LOSS
05-DEC-24	06-DEC-24	1,300.00	6263164	DAISEKI CO LTD	21.28	27,662.78	0.00	26.45	34,381.10	6,718.32
05-DEC-24	06-DEC-24	546.00	7169517	DE' LONGHI SPA	29.17	15,926.42	0.00	30.67	16,743.57	817.16
05-DEC-24	06-DEC-24	7,222.00	BYN5913	DOMINO'S PIZZA GROUP PLC	4.12	29,731.98	0.00	4.36	31,457.28	1,725.30
05-DEC-24	06-DEC-24	619.00	BYN5913	DOMINO'S PIZZA GROUP PLC	4.12	2,548.34	0.00	4.36	2,696.22	147.88
05-DEC-24	06-DEC-24	6,970.00	BYN5913	DOMINO'S PIZZA GROUP PLC	4.12	28,694.53	0.00	4.36	30,359.63	1,665.10
05-DEC-24	06-DEC-24	2,478.00	BYN5913	DOMINO'S PIZZA GROUP PLC	4.12	10,201.59	0.00	4.36	10,793.58	591.99
05-DEC-24	06-DEC-24	800.00	6255699	DTS CORP	21.67	17,339.71	0.00	28.21	22,567.82	5,228.11
05-DEC-24	06-DEC-24	300.00	6255699	DTS CORP	21.67	6,502.39	0.00	28.21	8,462.93	1,960.54
05-DEC-24	06-DEC-24	1,700.00	6255699	DTS CORP	21.67	36,846.88	0.00	28.21	47,956.62	11,109.74
05-DEC-24	06-DEC-24	2,371.00	0241854	ELEMENTIS PLC	1.57	3,728.59	0.00	1.71	4,059.66	331.07
05-DEC-24	06-DEC-24	7,449.00	0241854	ELEMENTIS PLC	1.57	11,714.17	0.00	1.71	12,754.29	1,040.12
05-DEC-24	06-DEC-24	1,092.00	BMCQVP1	ELOPAK ASA	3.18	3,475.53	0.00	4.11	4,484.60	1,009.07
05-DEC-24	06-DEC-24	3,008.00	BMCQVP1	ELOPAK ASA	3.18	9,573.62	0.00	4.11	12,353.18	2,779.56
05-DEC-24	06-DEC-24	1,002.00	ENOV	ENOVIS CORP	58.03	58,150.19	0.00	47.87	47,966.91	-10,183.28
05-DEC-24	06-DEC-24	74.00	ENOV	ENOVIS CORP	58.03	4,294.53	0.00	47.87	3,542.47	-752.06
05-DEC-24	06-DEC-24	2,300.00	6083704	FUJI SEAL INTERNATIONAL INC	18.37	42,240.74	0.00	16.61	38,194.42	-4,046.33
05-DEC-24	06-DEC-24	1,285.00	GTES	GATES INDUSTRIAL CORP PLC	18.39	23,629.76	0.00	22.92	29,454.59	5,824.83
05-DEC-24	06-DEC-24	417.00	GTES	GATES INDUSTRIAL CORP PLC	18.39	7,668.18	0.00	22.92	9,558.42	1,890.24
05-DEC-24	06-DEC-24	934.00	GTES	GATES INDUSTRIAL CORP PLC	18.39	17,175.25	0.00	22.92	21,409.02	4,233.77
05-DEC-24	06-DEC-24	269.00	B1Y47Y7	GERRESHEIMER AG	92.68	24,929.67	0.00	79.54	21,395.11	-3,534.56

The information contained in this report represents estimated trade date investment calculations. Certain calculations may not be available for all time periods. Please refer to your custody statement for official portfolio holdings and transactions. Note that certain accounting methods may cause differences between this investment report and your custody statement.

Transaction Summary

US Dollar

01 October 2024 to 31 December 2024

Wealth Invest Allspring Small Cap Aktier

Account: XXXXXXXXXXXVEST

Investment Strategy: Global Small Cap Equity

Primary Benchmark: Russell 2000 V thru 12/18/19 & MSCI World Small Cap (Net) 12/19/19



TRADE DATE	SETTLE DATE	QUANTITY	CUSIP	SECURITY	ADJ UNIT COST	ADJUSTED TOTAL COST	AMORT. OR ACCRETION	UNIT PRICE	PROCEEDS	GAIN/LOSS
05-DEC-24	06-DEC-24	239.00	B1Y47Y7	GERRESHEIMER AG	92.68	22,149.41	0.00	79.54	19,009.03	-3,140.38
05-DEC-24	06-DEC-24	1,909.00	ROCK	GIBRALTAR INDUSTRIES INC	61.13	116,696.20	0.00	70.65	134,871.87	18,175.67
05-DEC-24	06-DEC-24	197.00	ROCK	GIBRALTAR INDUSTRIES INC	61.13	12,042.51	0.00	70.65	13,918.16	1,875.65
05-DEC-24	06-DEC-24	1,932.00	GPK	GRAPHIC PACKAGING HOLDING CO	27.41	52,962.83	0.00	29.20	56,417.66	3,454.83
05-DEC-24	06-DEC-24	1,200.00	GPK	GRAPHIC PACKAGING HOLDING CO	27.41	32,896.17	0.00	29.20	35,042.03	2,145.86
05-DEC-24	06-DEC-24	567.00	THG	HANOVER INSURANCE GROUP INC/THE	135.66	76,917.80	0.00	164.25	93,128.59	16,210.79
05-DEC-24	06-DEC-24	165.00	BXBZB01	HEXPOL AB	8.36	1,380.16	0.00	10.04	1,656.99	276.83
05-DEC-24	06-DEC-24	1,309.00	BXBZB01	HEXPOL AB	8.36	10,949.26	0.00	10.04	13,145.48	2,196.22
05-DEC-24	06-DEC-24	202.00	HLLY	HOLLEY INC	8.18	1,652.80	0.00	2.70	545.89	-1,106.91
05-DEC-24	06-DEC-24	8,460.00	HLLY	HOLLEY INC	8.18	69,221.16	0.00	2.70	22,862.52	-46,358.64
05-DEC-24	06-DEC-24	2,389.00	HLLY	HOLLEY INC	8.18	19,547.21	0.00	2.70	6,456.09	-13,091.12
05-DEC-24	06-DEC-24	563.00	HMN	HORACE MANN EDUCR CP COM	32.59	18,346.34	0.00	41.56	23,399.04	5,052.70
05-DEC-24	06-DEC-24	200.00	6437947	HORIBA LTD	61.51	12,301.89	0.00	57.94	11,588.25	-713.65
05-DEC-24	06-DEC-24	100.00	6437947	HORIBA LTD	61.51	6,150.95	0.00	57.94	5,794.12	-356.82
05-DEC-24	06-DEC-24	600.00	6437947	HORIBA LTD	61.51	36,905.68	0.00	57.94	34,764.73	-2,140.95
05-DEC-24	06-DEC-24	110.00	ICUI	ICU MED INC COM	195.17	21,468.89	0.00	155.64	17,120.20	-4,348.69
05-DEC-24	06-DEC-24	1,550.00	IOSP	INNOSPEC INC	87.31	135,332.46	0.00	117.13	181,550.33	46,217.87
05-DEC-24	06-DEC-24	657.00	5161407	INTERPUMP GROUP SPA	40.40	26,539.56	0.00	47.57	31,256.50	4,716.94
05-DEC-24	06-DEC-24	266.00	5161407	INTERPUMP GROUP SPA	40.40	10,745.09	0.00	47.57	12,654.85	1,909.76
05-DEC-24	06-DEC-24	395.00	5161407	INTERPUMP GROUP SPA	40.40	15,956.05	0.00	47.57	18,791.96	2,835.90

The information contained in this report represents estimated trade date investment calculations. Certain calculations may not be available for all time periods. Please refer to your custody statement for official portfolio holdings and transactions. Note that certain accounting methods may cause differences between this investment report and your custody statement.

Transaction Summary

US Dollar

01 October 2024 to 31 December 2024

Wealth Invest Allspring Small Cap Aktier

Account: XXXXXXXXXXXVEST

Investment Strategy: Global Small Cap Equity

Primary Benchmark: Russell 2000 V thru 12/18/19 & MSCI World Small Cap (Net) 12/19/19



TRADE DATE	SETTLE DATE	QUANTITY	CUSIP	SECURITY	ADJ UNIT COST	ADJUSTED TOTAL COST	AMORT. OR ACCRETION	UNIT PRICE	PROCEEDS	GAIN/LOSS
05-DEC-24	06-DEC-24	590.00	5161407	INTERPUMP GROUP SPA	40.40	23,833.09	0.00	47.57	28,069.00	4,235.91
05-DEC-24	06-DEC-24	116.00	JJSF	J & J SNACK FOODS CORP	147.98	17,165.61	0.00	168.61	19,558.51	2,392.90
05-DEC-24	06-DEC-24	127.00	JJSF	J & J SNACK FOODS CORP	147.98	18,793.39	0.00	168.61	21,413.19	2,619.80
05-DEC-24	06-DEC-24	187.00	JJSF	J & J SNACK FOODS CORP	147.98	27,672.16	0.00	168.61	31,529.66	3,857.50
05-DEC-24	06-DEC-24	348.00	JJSF	J & J SNACK FOODS CORP	147.98	51,496.84	0.00	168.61	58,675.52	7,178.68
05-DEC-24	06-DEC-24	412.00	5523881	KRONES AG	78.29	32,256.04	0.00	127.47	52,517.26	20,261.23
05-DEC-24	06-DEC-24	6.00	5523881	KRONES AG	78.29	469.75	0.00	127.47	764.81	295.06
05-DEC-24	06-DEC-24	4,791.00	BOPYHC7	LANCASHIRE HOLDINGS	7.76	37,176.52	0.00	8.47	40,598.65	3,422.13
05-DEC-24	06-DEC-24	12,450.00	B4WFW71	LONDONMETRIC PROPERTY PLC	2.67	33,294.92	0.00	2.41	30,004.12	-3,290.80
05-DEC-24	06-DEC-24	1,049.00	BMVB566	LOOMIS AB	26.85	28,166.95	0.00	31.63	33,179.98	5,013.03
05-DEC-24	06-DEC-24	878.00	BMVB566	LOOMIS AB	26.85	23,575.39	0.00	31.63	27,771.23	4,195.84
05-DEC-24	06-DEC-24	1,729.00	MEC	MAYVILLE ENGINEERING CO INC	9.95	17,208.66	0.00	16.81	29,068.00	11,859.34
05-DEC-24	06-DEC-24	761.00	MEC	MAYVILLE ENGINEERING CO INC	9.95	7,574.20	0.00	16.81	12,793.96	5,219.76
05-DEC-24	06-DEC-24	4,100.00	6576356	MEITEC GROUP HOLDINGS INC	17.59	72,137.48	0.00	18.82	77,152.74	5,015.26
05-DEC-24	06-DEC-24	93.00	MSA	MSA SAFETY INC	171.15	15,916.81	0.00	173.45	16,130.64	213.83
05-DEC-24	06-DEC-24	305.00	MSA	MSA SAFETY INC	171.15	52,200.31	0.00	173.45	52,901.54	701.23
05-DEC-24	06-DEC-24	35.00	MSM	MSC INDL DIRECT INC CL A	92.66	3,243.26	0.00	83.34	2,916.91	-326.35
05-DEC-24	06-DEC-24	545.00	MSM	MSC INDL DIRECT INC CL A	92.66	50,502.20	0.00	83.34	45,420.40	-5,081.80
05-DEC-24	06-DEC-24	700.00	6640529	NIHON PARKERIZING CO LTD	9.81	6,866.31	0.00	8.40	5,878.10	-988.21
05-DEC-24	06-DEC-24	4,100.00	6640529	NIHON PARKERIZING CO LTD	9.81	40,216.95	0.00	8.40	34,428.88	-5,788.07

The information contained in this report represents estimated trade date investment calculations. Certain calculations may not be available for all time periods. Please refer to your custody statement for official portfolio holdings and transactions. Note that certain accounting methods may cause differences between this investment report and your custody statement.

Transaction Summary

US Dollar

01 October 2024 to 31 December 2024

Wealth Invest Allspring Small Cap Aktier

Account: XXXXXXXXXXXVEST

Investment Strategy: Global Small Cap Equity

Primary Benchmark: Russell 2000 V thru 12/18/19 & MSCI World Small Cap (Net) 12/19/19



TRADE DATE	SETTLE DATE	QUANTITY	CUSIP	SECURITY	ADJ UNIT COST	ADJUSTED TOTAL COST	AMORT. OR ACCRETION	UNIT PRICE	PROCEEDS	GAIN/LOSS
05-DEC-24	06-DEC-24	3,004.00	NOMD	NOMAD FOODS LTD	17.44	52,404.39	0.00	17.72	53,236.91	832.52
05-DEC-24	06-DEC-24	774.00	NOVT	NOVANTA INC	135.54	104,904.78	0.00	166.25	128,675.85	23,771.07
05-DEC-24	06-DEC-24	148.00	NOVT	NOVANTA INC	135.54	20,059.31	0.00	166.25	24,604.69	4,545.38
05-DEC-24	06-DEC-24	4.00	6527774	ORIX JREIT INC	1,683.98	6,735.92	0.00	1,099.59	4,398.36	-2,337.56
05-DEC-24	06-DEC-24	29.00	6527774	ORIX JREIT INC	1,683.98	48,835.43	0.00	1,099.59	31,888.08	-16,947.35
05-DEC-24	06-DEC-24	10.00	6527774	ORIX JREIT INC	1,683.98	16,839.80	0.00	1,099.59	10,995.89	-5,843.92
05-DEC-24	06-DEC-24	414.00	PBH	PRESTIGE CONSUMER HEALTHCARE INC	67.33	27,875.12	0.00	85.67	35,467.43	7,592.31
05-DEC-24	06-DEC-24	2,036.00	PRMB	PRIMO BRANDS CORP	14.75	30,040.57	0.00	29.54	60,146.86	30,106.29
05-DEC-24	06-DEC-24	660.00	PRGS	PROGRESS SOFTWARE CORP COM	43.15	28,482.04	0.00	68.64	45,302.80	16,820.76
05-DEC-24	06-DEC-24	423.00	PRGS	PROGRESS SOFTWARE CORP COM	43.15	18,254.40	0.00	68.64	29,034.97	10,780.57
05-DEC-24	06-DEC-24	329.00	KWR	QUAKER CHEMICAL CORP	189.41	62,316.27	0.00	154.29	50,760.82	-11,555.45
05-DEC-24	06-DEC-24	226.00	KWR	QUAKER CHEMICAL CORP	189.41	42,806.92	0.00	154.29	34,869.14	-7,937.78
05-DEC-24	06-DEC-24	818.00	NX	QUANEX BUILDING PRODUCTS	23.54	19,252.33	0.00	29.15	23,846.08	4,593.75
05-DEC-24	06-DEC-24	1,965.00	NX	QUANEX BUILDING PRODUCTS	23.54	46,247.97	0.00	29.15	57,283.08	11,035.11
05-DEC-24	06-DEC-24	1,500.00	BP38QJ6	SHIZUOKA FINANCIAL GROUP INC	8.67	12,997.55	0.00	8.99	13,489.66	492.11
05-DEC-24	06-DEC-24	138.00	0330860	SPECTRIS PLC	37.66	5,197.68	0.00	32.46	4,479.81	-717.86
05-DEC-24	06-DEC-24	606.00	0330860	SPECTRIS PLC	37.66	22,824.58	0.00	32.46	19,672.25	-3,152.34
05-DEC-24	06-DEC-24	1,498.00	0330860	SPECTRIS PLC	37.66	56,421.17	0.00	32.46	48,628.75	-7,792.42
05-DEC-24	06-DEC-24	567.00	0330860	SPECTRIS PLC	37.66	21,355.68	0.00	32.46	18,406.20	-2,949.47
05-DEC-24	06-DEC-24	865.00	0330860	SPECTRIS PLC	37.66	32,579.65	0.00	32.46	28,080.02	-4,499.63

The information contained in this report represents estimated trade date investment calculations. Certain calculations may not be available for all time periods. Please refer to your custody statement for official portfolio holdings and transactions. Note that certain accounting methods may cause differences between this investment report and your custody statement.

Transaction Summary

US Dollar

01 October 2024 to 31 December 2024

Wealth Invest Allspring Small Cap Aktier

Account: XXXXXXXXXXXVEST

Investment Strategy: Global Small Cap Equity

Primary Benchmark: Russell 2000 V thru 12/18/19 & MSCI World Small Cap (Net) 12/19/19



TRADE DATE	SETTLE DATE	QUANTITY	CUSIP	SECURITY	ADJ UNIT COST	ADJUSTED TOTAL COST	AMORT. OR ACCRETION	UNIT PRICE	PROCEEDS	GAIN/LOSS
05-DEC-24	06-DEC-24	380.00	SPB	SPECTRUM BRANDS HOLDINGS INC	81.03	30,792.16	0.00	95.26	36,198.75	5,406.59
05-DEC-24	06-DEC-24	683.00	SPB	SPECTRUM BRANDS HOLDINGS INC	81.03	55,344.86	0.00	95.26	65,062.48	9,717.62
05-DEC-24	06-DEC-24	3,480.00	BCT5FD7	STEADFAST GROUP LTD	3.53	12,293.13	0.00	3.83	13,326.97	1,033.84
05-DEC-24	06-DEC-24	229.00	5735631	TAG IMMOBILIEN AG	22.59	5,172.43	0.00	16.47	3,772.56	-1,399.87
05-DEC-24	06-DEC-24	1,181.00	5735631	TAG IMMOBILIEN AG	22.59	26,675.28	0.00	16.47	19,455.85	-7,219.43
05-DEC-24	06-DEC-24	1,651.00	5735631	TAG IMMOBILIEN AG	22.59	37,291.18	0.00	16.47	27,198.65	-10,092.53
05-DEC-24	06-DEC-24	41.00	5735631	TAG IMMOBILIEN AG	22.59	926.07	0.00	16.47	675.43	-250.63
05-DEC-24	06-DEC-24	206.00	5735631	TAG IMMOBILIEN AG	22.59	4,652.93	0.00	16.47	3,393.65	-1,259.28
05-DEC-24	06-DEC-24	900.00	6869959	TAIKISHA LTD	30.64	27,575.37	0.00	31.25	28,127.57	552.20
05-DEC-24	06-DEC-24	142.00	TDC	TERADATA CORP	42.52	6,037.18	0.00	32.32	4,589.67	-1,447.51
05-DEC-24	06-DEC-24	611.00	TDC	TERADATA CORP	42.52	25,976.90	0.00	32.32	19,748.50	-6,228.40
05-DEC-24	06-DEC-24	536.00	TRNO	TERRENO REALTY CORP	60.70	32,536.78	0.00	59.77	32,037.17	-499.61
05-DEC-24	06-DEC-24	1,564.00	5638280	VISCOFAN SA	61.84	96,724.37	0.00	65.21	101,982.28	5,257.91
05-DEC-24	09-DEC-24	4,214.00	BTHXLQ7	VISCOFAN SA - RTS	0.00	0.00	0.00	1.55	6,525.62	6,525.62
05-DEC-24	06-DEC-24	20.00	WTS	WATTS WATER TECHNOLOGIES INC	198.74	3,974.84	0.00	215.43	4,308.53	333.69
05-DEC-24	06-DEC-24	2.00	WTS	WATTS WATER TECHNOLOGIES INC	198.74	397.48	0.00	215.43	430.85	33.37
05-DEC-24	06-DEC-24	137.00	WTS	WATTS WATER TECHNOLOGIES INC	198.74	27,227.67	0.00	215.43	29,513.44	2,285.77
05-DEC-24	06-DEC-24	665.00	WBS	WEBSTER FINL CORP CONN COM	44.22	29,405.80	0.00	59.87	39,814.11	10,408.31
05-DEC-24	06-DEC-24	180.00	WBS	WEBSTER FINL CORP CONN COM	44.22	7,959.47	0.00	59.87	10,776.75	2,817.28
05-DEC-24	06-DEC-24	243.00	WBS	WEBSTER FINL CORP CONN COM	44.22	10,745.28	0.00	59.87	14,548.61	3,803.33

The information contained in this report represents estimated trade date investment calculations. Certain calculations may not be available for all time periods. Please refer to your custody statement for official portfolio holdings and transactions. Note that certain accounting methods may cause differences between this investment report and your custody statement.

Transaction Summary

US Dollar

01 October 2024 to 31 December 2024

Wealth Invest Allspring Small Cap Aktier

Account: XXXXXXXXXXXVEST

Investment Strategy: Global Small Cap Equity

Primary Benchmark: Russell 2000 V thru 12/18/19 & MSCI World Small Cap (Net) 12/19/19



TRADE DATE	SETTLE DATE	QUANTITY	CUSIP	SECURITY	ADJ UNIT COST	ADJUSTED TOTAL COST	AMORT. OR ACCRETION	UNIT PRICE	PROCEEDS	GAIN/LOSS
05-DEC-24	06-DEC-24	1,410.00	WEN	WENDYS CO/THE	21.57	30,411.30	0.00	17.68	24,931.63	-5,479.67
05-DEC-24	06-DEC-24	1,730.00	WEN	WENDYS CO/THE	21.57	37,313.16	0.00	17.68	30,589.88	-6,723.28
05-DEC-24	06-DEC-24	137.00	ZD	ZIFF DAVIS INC	87.04	11,924.09	0.00	57.71	7,906.39	-4,017.70
05-DEC-24	06-DEC-24	387.00	ZD	ZIFF DAVIS INC	87.04	33,683.38	0.00	57.71	22,334.12	-11,349.26
11-DEC-24	12-DEC-24	166.00	PRGS	PROGRESS SOFTWARE CORP COM	43.15	7,163.66	0.00	69.34	11,509.99	4,346.33
11-DEC-24	12-DEC-24	456.00	PRGS	PROGRESS SOFTWARE CORP COM	43.15	19,678.50	0.00	69.34	31,617.79	11,939.29
11-DEC-24	12-DEC-24	417.00	PRGS	PROGRESS SOFTWARE CORP COM	43.15	17,995.47	0.00	69.28	28,891.04	10,895.57
11-DEC-24	12-DEC-24	499.00	PRGS	PROGRESS SOFTWARE CORP COM	43.15	21,534.15	0.00	69.34	34,599.30	13,065.15
16-DEC-24	17-DEC-24	523.00	PRGS	PROGRESS SOFTWARE CORP COM	43.15	22,569.86	0.00	69.06	36,116.18	13,546.32
18-DEC-24	19-DEC-24	699.00	AZTA	AZENTA INC	63.50	44,383.07	0.00	49.97	34,928.05	-9,455.02
18-DEC-24	19-DEC-24	743.00	AZTA	AZENTA INC	63.50	47,176.85	0.00	50.10	37,223.26	-9,953.59
18-DEC-24	19-DEC-24	314.00	AZTA	AZENTA INC	63.50	19,937.46	0.00	50.27	15,784.34	-4,153.12
18-DEC-24	19-DEC-24	711.00	AZTA	AZENTA INC	63.50	45,145.01	0.00	50.16	35,662.55	-9,482.46
18-DEC-24	19-DEC-24	228.00	AZTA	AZENTA INC	63.50	14,476.88	0.00	50.10	11,422.48	-3,054.40
18-DEC-24	19-DEC-24	895.00	AZTA	AZENTA INC	63.50	56,828.11	0.00	50.27	44,990.40	-11,837.71
18-DEC-24	19-DEC-24	269.00	AZTA	AZENTA INC	63.50	17,080.18	0.00	50.27	13,522.26	-3,557.92
18-DEC-24	19-DEC-24	131.00	FORM	FORMFACTOR INC	42.76	5,601.62	0.00	49.35	6,464.83	863.21
18-DEC-24	19-DEC-24	241.00	FORM	FORMFACTOR INC	42.76	10,305.28	0.00	49.35	11,893.31	1,588.03
18-DEC-24	19-DEC-24	129.00	FORM	FORMFACTOR INC	42.76	5,516.10	0.00	50.25	6,481.88	965.78
18-DEC-24	19-DEC-24	1,773.00	FORM	FORMFACTOR INC	42.76	75,814.36	0.00	50.25	89,088.11	13,273.75

The information contained in this report represents estimated trade date investment calculations. Certain calculations may not be available for all time periods. Please refer to your custody statement for official portfolio holdings and transactions. Note that certain accounting methods may cause differences between this investment report and your custody statement.

Transaction Summary

US Dollar

01 October 2024 to 31 December 2024

Wealth Invest Allspring Small Cap Aktier

Account: XXXXXXXXXXXVEST

Investment Strategy: Global Small Cap Equity

Primary Benchmark: Russell 2000 V thru 12/18/19 & MSCI World Small Cap (Net) 12/19/19



TRADE DATE	SETTLE DATE	QUANTITY	CUSIP	SECURITY	ADJ UNIT COST	ADJUSTED TOTAL COST	AMORT. OR ACCRETION	UNIT PRICE	PROCEEDS	GAIN/LOSS
20-DEC-24	24-DEC-24	198.00	B1Y47Y7	GERRESHEIMER AG	92.68	18,349.72	0.00	70.71	14,000.33	-4,349.38
20-DEC-24	24-DEC-24	226.00	B1Y47Y7	GERRESHEIMER AG	92.68	20,944.63	0.00	70.71	15,980.18	-4,964.45
20-DEC-24	24-DEC-24	413.00	B1Y47Y7	GERRESHEIMER AG	92.68	38,274.92	0.00	70.26	29,017.98	-9,256.94
20-DEC-24	24-DEC-24	674.00	B1Y47Y7	GERRESHEIMER AG	92.68	62,463.18	0.00	70.71	47,657.70	-14,805.48
26-DEC-24	27-DEC-24	5,956.00	GB	GLOBAL BLUE GROUP HOLDING AG	11.93	71,028.71	0.00	6.82	40,628.31	-30,400.40
27-DEC-24	30-DEC-24	4,744.00	GB	GLOBAL BLUE GROUP HOLDING AG	11.93	56,574.92	0.00	6.73	31,915.33	-24,659.59
27-DEC-24	30-DEC-24	1,021.00	GB	GLOBAL BLUE GROUP HOLDING AG	11.93	12,176.01	0.00	6.69	6,830.30	-5,345.71
27-DEC-24	30-DEC-24	8,279.00	GB	GLOBAL BLUE GROUP HOLDING AG	11.93	98,731.81	0.00	6.69	55,384.96	-43,346.85
TOTAL SALES						9,804,863.26			10,637,017.43	832,154.18

Dividends

TRADE DATE	SETTLE DATE	CUSIP	SECURITY	AMOUNT
03-OCT-24	08-NOV-24	0330860	SPECTRIS PLC	17,589.47
10-OCT-24	31-OCT-24	BRC	BRADY CORP	3,682.61
10-OCT-24	07-NOV-24	KAI	KADANT INC COM	292.40
11-OCT-24	11-OCT-24	TRNO	TERRENO REALTY CORP	-409.18
15-OCT-24	28-OCT-24	ALG	ALAMO GROUP INC	868.31
15-OCT-24	15-OCT-24	SWN	SOUTHWESTERN ENERGY CO COM	13.45
17-OCT-24	31-OCT-24	KWR	QUAKER CHEMICAL CORP	3,416.73
25-OCT-24	08-NOV-24	CSWI	CSW INDUSTRIALS INC	800.29
01-NOV-24	12-NOV-24	WBS	WEBSTER FINL CORP CONN COM	5,527.72

The information contained in this report represents estimated trade date investment calculations. Certain calculations may not be available for all time periods. Please refer to your custody statement for official portfolio holdings and transactions. Note that certain accounting methods may cause differences between this investment report and your custody statement.

Transaction Summary

US Dollar

01 October 2024 to 31 December 2024

Wealth Invest Allspring Small Cap Aktier

Account: XXXXXXXXXXXVEST

Investment Strategy: Global Small Cap Equity

Primary Benchmark: Russell 2000 V thru 12/18/19 & MSCI World Small Cap (Net) 12/19/19



TRADE DATE	SETTLE DATE	CUSIP	SECURITY	AMOUNT
05-NOV-24	21-NOV-24	BLKVX9	PRIMO WATER CORP	29,190.60
08-NOV-24	26-NOV-24	NOMD	NOMAD FOODS LTD	5,356.02
13-NOV-24	27-NOV-24	MSM	MSC INDL DIRECT INC CL A	6,264.80
14-NOV-24	29-NOV-24	AMTB	AMERANT BANCORP INC	2,018.76
14-NOV-24	04-DEC-24	EXE	EXPAND ENERGY CORP	5,446.15
14-NOV-24	13-DEC-24	BOPYHC7	LANCASHIRE HOLDINGS	52,615.03
15-NOV-24	10-DEC-24	MSA	MSA SAFETY INC	2,715.01
15-NOV-24	15-NOV-24	6527774	ORIX JREIT INC	350.54
18-NOV-24	06-DEC-24	CHE	CHEMED CORP	1,102.45
18-NOV-24	26-NOV-24	IOSP	INNOSPEC INC	15,970.96
20-NOV-24	26-NOV-24	B12TR11	ATEA ASA	9,227.21
21-NOV-24	21-NOV-24	BLKVX9	PRIMO WATER CORP	-3,410.94
22-NOV-24	05-DEC-24	PRMB	PRIMO BRANDS CORP	2,555.94
22-NOV-24	19-DEC-24	5638280	VISCOFAN SA	34,856.36
26-NOV-24	26-NOV-24	B12TR11	ATEA ASA	1,613.16
26-NOV-24	26-NOV-24	NOMD	NOMAD FOODS LTD	945.18
26-NOV-24	17-DEC-24	SPB	SPECTRUM BRANDS HOLDINGS INC	6,714.00
29-NOV-24	13-DEC-24	SCL	STEPAN CO	638.14
29-NOV-24	13-DEC-24	WTS	WATTS WATER TECHNOLOGIES INC	1,803.01
02-DEC-24	19-DEC-24	WHD	CACTUS INC	1,722.92

The information contained in this report represents estimated trade date investment calculations. Certain calculations may not be available for all time periods. Please refer to your custody statement for official portfolio holdings and transactions. Note that certain accounting methods may cause differences between this investment report and your custody statement.

Transaction Summary

US Dollar

01 October 2024 to 31 December 2024

Wealth Invest Allspring Small Cap Aktier

Account: XXXXXXXXXXXVEST

Investment Strategy: Global Small Cap Equity

Primary Benchmark: Russell 2000 V thru 12/18/19 & MSCI World Small Cap (Net) 12/19/19



TRADE DATE	SETTLE DATE	CUSIP	SECURITY	AMOUNT
02-DEC-24	16-DEC-24	WEN	WENDYS CO/THE	9,980.27
03-DEC-24	08-JAN-25	EPC	EDGEWELL PERSONAL CARE CO	1,299.48
05-DEC-24	19-DEC-24	ARIS	ARIS WATER SOLUTION INC	670.00
05-DEC-24	13-JAN-25	B4WFW71	LONDONMETRIC PROPERTY PLC	7,375.04
05-DEC-24	16-DEC-24	ONB	OLD NATL BANCP IND COM	2,397.14
06-DEC-24	16-DEC-24	ATKR	ATKORE INC	2,162.40
13-DEC-24	02-JAN-25	CADE	CADENCE BANK	2,097.59
13-DEC-24	05-JAN-25	GPK	GRAPHIC PACKAGING HOLDING CO	4,102.01
13-DEC-24	27-DEC-24	THG	HANOVER INSURANCE GROUP INC/THE	8,655.21
13-DEC-24	13-DEC-24	BOPYHC7	LANCASHIRE HOLDINGS	1,000.17
13-DEC-24	07-JAN-25	TRNO	TERRENO REALTY CORP	5,076.30
16-DEC-24	31-DEC-24	HMN	HORACE MANN EDUCR CP COM	2,269.81
16-DEC-24	31-DEC-24	NX	QUANEX BUILDING PRODUCTS	2,640.71
17-DEC-24	07-JAN-25	JJSF	J & J SNACK FOODS CORP	7,959.31
19-DEC-24	19-DEC-24	5638280	VISCOFAN SA	-34,752.56
26-DEC-24	17-JAN-25	BCPC	BALCHEM CORP	3,283.38
27-DEC-24	04-MAR-25	6437947	HORIBA LTD	12,106.25
TOTAL DIVIDENDS				247,799.60

The information contained in this report represents estimated trade date investment calculations. Certain calculations may not be available for all time periods. Please refer to your custody statement for official portfolio holdings and transactions. Note that certain accounting methods may cause differences between this investment report and your custody statement.

Transaction Summary

US Dollar

01 October 2024 to 31 December 2024

Wealth Invest Allspring Small Cap Aktier

Account: XXXXXXXXXXXVEST

Investment Strategy: Global Small Cap Equity

Primary Benchmark: Russell 2000 V thru 12/18/19 & MSCI World Small Cap (Net) 12/19/19



Interest

TRADE DATE	SETTLE DATE	CUSIP	SECURITY	AMOUNT
31-OCT-24	31-OCT-24	CASH	AUSTRALIAN DOLLAR CASH ACCOUNT	47.73
31-OCT-24	31-OCT-24	CASH	BRITISH POUND CASH ACCOUNT	79.17
31-OCT-24	31-OCT-24	CASH	CANADIAN DOLLAR CASH ACCOUNT	0.01
31-OCT-24	31-OCT-24	CASH	DANISH KRONE CASH ACCOUNT	671.34
31-OCT-24	31-OCT-24	CASH	EUROPEAN MONETARY UNION CASH ACCOUNT	15.56
31-OCT-24	31-OCT-24	CASH	JAPANESE YEN CASH ACCOUNT	-20.33
31-OCT-24	31-OCT-24	CASH	NORWEGIAN KRONE CASH ACCOUNT	4.04
31-OCT-24	31-OCT-24	CASH	SWEDISH KRONA CASH ACCOUNT	0.05
31-OCT-24	31-OCT-24	CASH	SWISS FRANC CASH ACCOUNT	-218.15
31-OCT-24	31-OCT-24	CASH	UNITED STATES DOLLAR CASH ACCOUNT	5,551.34
29-NOV-24	29-NOV-24	CASH	AUSTRALIAN DOLLAR CASH ACCOUNT	33.27
29-NOV-24	29-NOV-24	CASH	BRITISH POUND CASH ACCOUNT	95.04
29-NOV-24	29-NOV-24	CASH	CANADIAN DOLLAR CASH ACCOUNT	0.01
29-NOV-24	29-NOV-24	CASH	DANISH KRONE CASH ACCOUNT	117.59
29-NOV-24	29-NOV-24	CASH	EUROPEAN MONETARY UNION CASH ACCOUNT	17.26
29-NOV-24	29-NOV-24	CASH	EUROPEAN MONETARY UNION CASH ACCOUNT	-23.04
29-NOV-24	29-NOV-24	CASH	JAPANESE YEN CASH ACCOUNT	-90.91

The information contained in this report represents estimated trade date investment calculations. Certain calculations may not be available for all time periods. Please refer to your custody statement for official portfolio holdings and transactions. Note that certain accounting methods may cause differences between this investment report and your custody statement.

Transaction Summary

US Dollar

01 October 2024 to 31 December 2024

Wealth Invest Allspring Small Cap Aktier

Account: XXXXXXXXXXXVEST

Investment Strategy: Global Small Cap Equity

Primary Benchmark: Russell 2000 V thru 12/18/19 & MSCI World Small Cap (Net) 12/19/19



TRADE DATE	SETTLE DATE	CUSIP	SECURITY	AMOUNT
29-NOV-24	29-NOV-24	CASH	NORWEGIAN KRONE CASH ACCOUNT	6.26
29-NOV-24	29-NOV-24	CASH	SWEDISH KRONA CASH ACCOUNT	0.03
29-NOV-24	29-NOV-24	CASH	SWISS FRANC CASH ACCOUNT	-164.30
29-NOV-24	29-NOV-24	CASH	UNITED STATES DOLLAR CASH ACCOUNT	9,125.58
30-DEC-24	30-DEC-24	CASH	AUSTRALIAN DOLLAR CASH ACCOUNT	32.79
30-DEC-24	30-DEC-24	CASH	BRITISH POUND CASH ACCOUNT	226.05
30-DEC-24	30-DEC-24	CASH	DANISH KRONE CASH ACCOUNT	-6.15
30-DEC-24	30-DEC-24	CASH	DANISH KRONE CASH ACCOUNT	3.24
30-DEC-24	30-DEC-24	CASH	EUROPEAN MONETARY UNION CASH ACCOUNT	13.28
30-DEC-24	30-DEC-24	CASH	NORWEGIAN KRONE CASH ACCOUNT	36.62
30-DEC-24	30-DEC-24	CASH	SWEDISH KRONA CASH ACCOUNT	0.03
30-DEC-24	30-DEC-24	CASH	UNITED STATES DOLLAR CASH ACCOUNT	7,844.79
TOTAL INTEREST				23,398.19

Expenses

TRADE DATE	SETTLE DATE	CUSIP	SECURITY	AMOUNT
04-OCT-24	04-OCT-24	EXPENSE	EXPENSE	3,963.84
14-OCT-24	14-OCT-24	EXPENSE	EXPENSE	80.91
23-OCT-24	23-OCT-24	EXPENSE	EXPENSE	923.01
31-OCT-24	31-OCT-24	MANFEEAC	MONTHLY FEE ACCRUALS - ESTIMATE	34,889.06
31-OCT-24	31-OCT-24	EXPENSE	EXPENSE	49.49

The information contained in this report represents estimated trade date investment calculations. Certain calculations may not be available for all time periods. Please refer to your custody statement for official portfolio holdings and transactions. Note that certain accounting methods may cause differences between this investment report and your custody statement.

Transaction Summary

US Dollar

01 October 2024 to 31 December 2024

Wealth Invest Allspring Small Cap Aktier

Account: XXXXXXXXXXXVEST

Investment Strategy: Global Small Cap Equity

Primary Benchmark: Russell 2000 V thru 12/18/19 & MSCI World Small Cap (Net) 12/19/19



TRADE DATE	SETTLE DATE	CUSIP	SECURITY	AMOUNT
31-OCT-24	31-OCT-24	EXPENSE	EXPENSE	11.67
31-OCT-24	31-OCT-24	EXPENSE	EXPENSE	17.46
31-OCT-24	31-OCT-24	EXPENSE	EXPENSE	18.60
31-OCT-24	31-OCT-24	EXPENSE	EXPENSE	20.40
31-OCT-24	31-OCT-24	EXPENSE	EXPENSE	6,279.03
06-NOV-24	06-NOV-24	EXPENSE	EXPENSE	4,110.03
12-NOV-24	12-NOV-24	EXPENSE	EXPENSE	89,948.55
25-NOV-24	25-NOV-24	EXPENSE	EXPENSE	960.49
27-NOV-24	27-NOV-24	EXPENSE	EXPENSE	-6.44
27-NOV-24	27-NOV-24	EXPENSE	EXPENSE	-1.28
29-NOV-24	29-NOV-24	EXPENSE	EXPENSE	5.67
29-NOV-24	29-NOV-24	EXPENSE	EXPENSE	6,139.58
29-NOV-24	29-NOV-24	EXPENSE	EXPENSE	45.32
29-NOV-24	29-NOV-24	EXPENSE	EXPENSE	5.66
29-NOV-24	29-NOV-24	EXPENSE	EXPENSE	5.67
29-NOV-24	29-NOV-24	EXPENSE	EXPENSE	36.82
30-NOV-24	30-NOV-24	MANFEEAC	MONTHLY FEE ACCRUALS - ESTIMATE	36,627.23
05-DEC-24	05-DEC-24	EXPENSE	EXPENSE	4,294.33
09-DEC-24	09-DEC-24	EXPENSE	EXPENSE	2.57
10-DEC-24	10-DEC-24	EXPENSE	EXPENSE	102.97

The information contained in this report represents estimated trade date investment calculations. Certain calculations may not be available for all time periods. Please refer to your custody statement for official portfolio holdings and transactions. Note that certain accounting methods may cause differences between this investment report and your custody statement.

Transaction Summary

US Dollar

01 October 2024 to 31 December 2024

Wealth Invest Allspring Small Cap Aktier

Account: XXXXXXXXXXXVEST

Investment Strategy: Global Small Cap Equity

Primary Benchmark: Russell 2000 V thru 12/18/19 & MSCI World Small Cap (Net) 12/19/19



TRADE DATE	SETTLE DATE	CUSIP	SECURITY	AMOUNT
10-DEC-24	10-DEC-24	EXPENSE	EXPENSE	24.65
13-DEC-24	13-DEC-24	EXPENSE	EXPENSE	113.92
13-DEC-24	13-DEC-24	EXPENSE	EXPENSE	1,062.62
18-DEC-24	18-DEC-24	EXPENSE	EXPENSE	3,509.02
19-DEC-24	19-DEC-24	EXPENSE	EXPENSE	1,194.07
19-DEC-24	19-DEC-24	EXPENSE	EXPENSE	1,148.14
23-DEC-24	23-DEC-24	EXPENSE	EXPENSE	3,151.82
23-DEC-24	23-DEC-24	EXPENSE	EXPENSE	146.45
27-DEC-24	27-DEC-24	EXPENSE	EXPENSE	922.96
27-DEC-24	27-DEC-24	EXPENSE	EXPENSE	10.90
30-DEC-24	30-DEC-24	EXPENSE	EXPENSE	2.81
30-DEC-24	30-DEC-24	EXPENSE	EXPENSE	33.54
30-DEC-24	30-DEC-24	EXPENSE	EXPENSE	2.78
30-DEC-24	30-DEC-24	EXPENSE	EXPENSE	22.39
30-DEC-24	30-DEC-24	EXPENSE	EXPENSE	216.12
30-DEC-24	30-DEC-24	EXPENSE	EXPENSE	2.78
30-DEC-24	30-DEC-24	EXPENSE	EXPENSE	2.78
30-DEC-24	30-DEC-24	EXPENSE	EXPENSE	4,011.64
30-DEC-24	30-DEC-24	EXPENSE	EXPENSE	33.40
30-DEC-24	30-DEC-24	EXPENSE	EXPENSE	2.80

The information contained in this report represents estimated trade date investment calculations. Certain calculations may not be available for all time periods. Please refer to your custody statement for official portfolio holdings and transactions. Note that certain accounting methods may cause differences between this investment report and your custody statement.

Transaction Summary

US Dollar

01 October 2024 to 31 December 2024

Wealth Invest Allspring Small Cap Aktier

Account: XXXXXXXXXXXVEST

Investment Strategy: Global Small Cap Equity

Primary Benchmark: Russell 2000 V thru 12/18/19 & MSCI World Small Cap (Net) 12/19/19



TRADE DATE	SETTLE DATE	CUSIP	SECURITY	AMOUNT
30-DEC-24	30-DEC-24	EXPENSE	EXPENSE	4,048.13
30-DEC-24	30-DEC-24	EXPENSE	EXPENSE	2.79
30-DEC-24	30-DEC-24	EXPENSE	EXPENSE	2.79
30-DEC-24	30-DEC-24	EXPENSE	EXPENSE	2.79
31-DEC-24	31-DEC-24	MANFEEAC	MONTHLY FEE ACCRUALS - ESTIMATE	32,398.58
TOTAL EXPENSES				240,601.30

Contributions

TRADE DATE	SETTLE DATE	QUANTITY	SECURITY	UNIT PRICE	AMOUNT
01-OCT-24	01-OCT-24	310.30	EXPAND ENERGY CORP	82.01	25,446.69
01-OCT-24	01-OCT-24	563.38	EXPAND ENERGY CORP	82.01	46,200.78
01-OCT-24	01-OCT-24	560.34	EXPAND ENERGY CORP	82.01	45,951.93
01-OCT-24	01-OCT-24	88.69	EXPAND ENERGY CORP	82.01	7,273.53
01-OCT-24	01-OCT-24	66.85	EXPAND ENERGY CORP	82.01	5,481.81
01-OCT-24	01-OCT-24	303.45	EXPAND ENERGY CORP	82.01	24,885.00
01-OCT-24	01-OCT-24	637.07	EXPAND ENERGY CORP	82.01	52,244.28
01-OCT-24	01-OCT-24	369.69	EXPAND ENERGY CORP	82.01	30,317.04
01-OCT-24	01-OCT-24	768.08	EXPAND ENERGY CORP	82.01	62,987.49
01-OCT-24	01-OCT-24	398.21	EXPAND ENERGY CORP	82.01	32,656.23
01-OCT-24	01-OCT-24	1,039.19	EXPAND ENERGY CORP	82.01	85,220.46
01-OCT-24	01-OCT-24	942.08	EXPAND ENERGY CORP	82.01	77,257.26

The information contained in this report represents estimated trade date investment calculations. Certain calculations may not be available for all time periods. Please refer to your custody statement for official portfolio holdings and transactions. Note that certain accounting methods may cause differences between this investment report and your custody statement.

Transaction Summary

US Dollar

01 October 2024 to 31 December 2024

Wealth Invest Allspring Small Cap Aktier

Account: XXXXXXXXXXXVEST

Investment Strategy: Global Small Cap Equity

Primary Benchmark: Russell 2000 V thru 12/18/19 & MSCI World Small Cap (Net) 12/19/19



TRADE DATE	SETTLE DATE	QUANTITY	SECURITY	UNIT PRICE	AMOUNT
01-OCT-24	01-OCT-24	365.18	EXPAND ENERGY CORP	82.01	29,947.32
01-OCT-24	01-OCT-24	186.84	EXPAND ENERGY CORP	82.01	15,322.05
01-OCT-24	01-OCT-24	415.47	EXPAND ENERGY CORP	82.01	34,071.12
01-OCT-24	01-OCT-24	721.69	EXPAND ENERGY CORP	82.01	59,183.64
01-OCT-24	01-OCT-24	191.43	EXPAND ENERGY CORP	82.01	15,698.88
01-OCT-24	01-OCT-24	685.45	EXPAND ENERGY CORP	82.01	56,211.66
01-OCT-24	01-OCT-24	279.78	EXPAND ENERGY CORP	82.01	22,943.97
01-OCT-24	01-OCT-24	2.00	JAPANESE YEN CASH ACCOUNT	0.01	0.01
01-OCT-24	01-OCT-24	0.08	SWEDISH KRONA CASH ACCOUNT	0.10	0.01
03-OCT-24	07-OCT-24	871,790.10	DANISH KRONE CASH ACCOUNT	0.15	128,760.18
04-OCT-24	08-OCT-24	1,049,094.00	DANISH KRONE CASH ACCOUNT	0.15	154,347.76
10-OCT-24	14-OCT-24	39,932,575.74	DANISH KRONE CASH ACCOUNT	0.15	5,846,472.39
11-OCT-24	15-OCT-24	1,744,181.40	DANISH KRONE CASH ACCOUNT	0.15	255,863.25
16-OCT-24	18-OCT-24	1,774,241.40	DANISH KRONE CASH ACCOUNT	0.15	258,707.43
06-NOV-24	08-NOV-24	1,800,586.18	DANISH KRONE CASH ACCOUNT	0.14	259,317.81
11-NOV-24	13-NOV-24	1,387,157.03	DANISH KRONE CASH ACCOUNT	0.14	198,050.70
11-NOV-24	13-NOV-24	2,411,231.14	DANISH KRONE CASH ACCOUNT	0.14	344,262.41
13-NOV-24	13-NOV-24	7,200.00	PRIMO BRANDS CORP	26.77	192,749.01
13-NOV-24	13-NOV-24	1,600.00	PRIMO BRANDS CORP	26.77	42,833.11
13-NOV-24	13-NOV-24	1,900.00	PRIMO BRANDS CORP	26.77	50,864.32

The information contained in this report represents estimated trade date investment calculations. Certain calculations may not be available for all time periods. Please refer to your custody statement for official portfolio holdings and transactions. Note that certain accounting methods may cause differences between this investment report and your custody statement.

Transaction Summary

US Dollar

01 October 2024 to 31 December 2024

Wealth Invest Allspring Small Cap Aktier

Account: XXXXXXXXXXXVEST

Investment Strategy: Global Small Cap Equity

Primary Benchmark: Russell 2000 V thru 12/18/19 & MSCI World Small Cap (Net) 12/19/19



TRADE DATE	SETTLE DATE	QUANTITY	SECURITY	UNIT PRICE	AMOUNT
13-NOV-24	13-NOV-24	600.00	PRIMO BRANDS CORP	26.77	16,062.42
13-NOV-24	13-NOV-24	1,700.00	PRIMO BRANDS CORP	26.77	45,510.18
13-NOV-24	13-NOV-24	1,500.00	PRIMO BRANDS CORP	26.77	40,156.04
13-NOV-24	13-NOV-24	1,600.00	PRIMO BRANDS CORP	26.77	42,833.11
13-NOV-24	13-NOV-24	2,500.00	PRIMO BRANDS CORP	26.77	66,926.74
13-NOV-24	13-NOV-24	3,800.00	PRIMO BRANDS CORP	26.77	101,728.64
13-NOV-24	13-NOV-24	4,700.00	PRIMO BRANDS CORP	26.77	125,822.27
13-NOV-24	13-NOV-24	600.00	PRIMO BRANDS CORP	26.77	16,062.42
13-NOV-24	13-NOV-24	2,100.00	PRIMO BRANDS CORP	26.77	56,218.46
13-NOV-24	13-NOV-24	3,300.00	PRIMO BRANDS CORP	26.77	88,343.29
13-NOV-24	13-NOV-24	1,700.00	PRIMO BRANDS CORP	26.77	45,510.18
13-NOV-24	13-NOV-24	2,900.00	PRIMO BRANDS CORP	26.77	77,635.02
13-NOV-24	13-NOV-24	2,600.00	PRIMO BRANDS CORP	26.77	69,603.81
13-NOV-24	13-NOV-24	1,600.00	PRIMO BRANDS CORP	26.77	42,833.11
22-NOV-24	22-NOV-24	23,301.00	VISCOFAN SA - RTS	0.00	0.00
25-NOV-24	27-NOV-24	1,883,143.27	DANISH KRONE CASH ACCOUNT	0.14	264,808.13
27-NOV-24	29-NOV-24	2,336,180.54	DANISH KRONE CASH ACCOUNT	0.14	331,103.08
09-DEC-24	11-DEC-24	1,399,043.65	DANISH KRONE CASH ACCOUNT	0.14	198,700.98
TOTAL CONTRIBUTIONS					10,091,387.41

The information contained in this report represents estimated trade date investment calculations. Certain calculations may not be available for all time periods. Please refer to your custody statement for official portfolio holdings and transactions. Note that certain accounting methods may cause differences between this investment report and your custody statement.

Transaction Summary

US Dollar

01 October 2024 to 31 December 2024

Wealth Invest Allspring Small Cap Aktier

Account: XXXXXXXXXXXVEST

Investment Strategy: Global Small Cap Equity

Primary Benchmark: Russell 2000 V thru 12/18/19 & MSCI World Small Cap (Net) 12/19/19



Withdrawals

TRADE DATE	SETTLE DATE	QUANTITY	CUSIP	SECURITY	UNIT PRICE	AMOUNT
01-OCT-24	01-OCT-24	4.65	CASH	AUSTRALIAN DOLLAR CASH ACCOUNT	0.69	3.20
01-OCT-24	01-OCT-24	4.34	CASH	DANISH KRONE CASH ACCOUNT	0.15	0.64
01-OCT-24	01-OCT-24	4.04	CASH	EUROPEAN MONETARY UNION CASH ACCOUNT	1.11	4.47
01-OCT-24	01-OCT-24	0.02	CASH	NORWEGIAN KRONE CASH ACCOUNT	0.09	0.00
01-OCT-24	01-OCT-24	3,579.00	SWN	SOUTHWESTERN ENERGY CO COM	7.11	25,446.69
01-OCT-24	01-OCT-24	6,498.00	SWN	SOUTHWESTERN ENERGY CO COM	7.11	46,200.78
01-OCT-24	01-OCT-24	6,463.00	SWN	SOUTHWESTERN ENERGY CO COM	7.11	45,951.93
01-OCT-24	01-OCT-24	7,348.00	SWN	SOUTHWESTERN ENERGY CO COM	7.11	52,244.28
01-OCT-24	01-OCT-24	7,906.00	SWN	SOUTHWESTERN ENERGY CO COM	7.11	56,211.66
01-OCT-24	01-OCT-24	8,324.00	SWN	SOUTHWESTERN ENERGY CO COM	7.11	59,183.64
01-OCT-24	01-OCT-24	771.00	SWN	SOUTHWESTERN ENERGY CO COM	7.11	5,481.81
01-OCT-24	01-OCT-24	2,155.00	SWN	SOUTHWESTERN ENERGY CO COM	7.11	15,322.05
01-OCT-24	01-OCT-24	10,866.00	SWN	SOUTHWESTERN ENERGY CO COM	7.11	77,257.26
01-OCT-24	01-OCT-24	4,264.00	SWN	SOUTHWESTERN ENERGY CO COM	7.11	30,317.04
01-OCT-24	01-OCT-24	3,500.00	SWN	SOUTHWESTERN ENERGY CO COM	7.11	24,885.00
01-OCT-24	01-OCT-24	8,859.00	SWN	SOUTHWESTERN ENERGY CO COM	7.11	62,987.49
01-OCT-24	01-OCT-24	2,208.00	SWN	SOUTHWESTERN ENERGY CO COM	7.11	15,698.88
01-OCT-24	01-OCT-24	11,986.00	SWN	SOUTHWESTERN ENERGY CO COM	7.11	85,220.46
01-OCT-24	01-OCT-24	3,227.00	SWN	SOUTHWESTERN ENERGY CO COM	7.11	22,943.97

The information contained in this report represents estimated trade date investment calculations. Certain calculations may not be available for all time periods. Please refer to your custody statement for official portfolio holdings and transactions. Note that certain accounting methods may cause differences between this investment report and your custody statement.

Transaction Summary

US Dollar

01 October 2024 to 31 December 2024

Wealth Invest Allspring Small Cap Aktier

Account: XXXXXXXXXXXVEST

Investment Strategy: Global Small Cap Equity

Primary Benchmark: Russell 2000 V thru 12/18/19 & MSCI World Small Cap (Net) 12/19/19



TRADE DATE	SETTLE DATE	QUANTITY	CUSIP	SECURITY	UNIT PRICE	AMOUNT
01-OCT-24	01-OCT-24	1,023.00	SWN	SOUTHWESTERN ENERGY CO COM	7.11	7,273.53
01-OCT-24	01-OCT-24	4,593.00	SWN	SOUTHWESTERN ENERGY CO COM	7.11	32,656.23
01-OCT-24	01-OCT-24	4,212.00	SWN	SOUTHWESTERN ENERGY CO COM	7.11	29,947.32
01-OCT-24	01-OCT-24	4,792.00	SWN	SOUTHWESTERN ENERGY CO COM	7.11	34,071.12
01-OCT-24	01-OCT-24	0.66	CASH	UNITED STATES DOLLAR CASH ACCOUNT	1.00	0.66
02-OCT-24	02-OCT-24	3,525,335.20	CASH	DANISH KRONE CASH ACCOUNT	0.15	521,541.72
17-OCT-24	17-OCT-24	1,770,252.40	CASH	DANISH KRONE CASH ACCOUNT	0.15	256,984.76
21-OCT-24	21-OCT-24	1,526,091.70	CASH	DANISH KRONE CASH ACCOUNT	0.15	221,780.20
29-OCT-24	29-OCT-24	355,647.00	CASH	DANISH KRONE CASH ACCOUNT	0.14	51,474.41
31-OCT-24	31-OCT-24	1,237.35	CASH	DANISH KRONE CASH ACCOUNT	0.15	180.11
06-NOV-24	06-NOV-24	2,589,323.18	CASH	DANISH KRONE CASH ACCOUNT	0.14	372,910.57
13-NOV-24	13-NOV-24	1,700.00	BLKVX9	PRIMO WATER CORP	26.77	45,510.18
13-NOV-24	13-NOV-24	2,600.00	BLKVX9	PRIMO WATER CORP	26.77	69,603.81
13-NOV-24	13-NOV-24	1,700.00	BLKVX9	PRIMO WATER CORP	26.77	45,510.18
13-NOV-24	13-NOV-24	2,100.00	BLKVX9	PRIMO WATER CORP	26.77	56,218.46
13-NOV-24	13-NOV-24	3,800.00	BLKVX9	PRIMO WATER CORP	26.77	101,728.64
13-NOV-24	13-NOV-24	1,600.00	BLKVX9	PRIMO WATER CORP	26.77	42,833.11
13-NOV-24	13-NOV-24	1,900.00	BLKVX9	PRIMO WATER CORP	26.77	50,864.32
13-NOV-24	13-NOV-24	3,300.00	BLKVX9	PRIMO WATER CORP	26.77	88,343.29
13-NOV-24	13-NOV-24	1,500.00	BLKVX9	PRIMO WATER CORP	26.77	40,156.04

The information contained in this report represents estimated trade date investment calculations. Certain calculations may not be available for all time periods. Please refer to your custody statement for official portfolio holdings and transactions. Note that certain accounting methods may cause differences between this investment report and your custody statement.

Transaction Summary

US Dollar

01 October 2024 to 31 December 2024

Wealth Invest Allspring Small Cap Aktier

Account: XXXXXXXXXXXVEST

Investment Strategy: Global Small Cap Equity

Primary Benchmark: Russell 2000 V thru 12/18/19 & MSCI World Small Cap (Net) 12/19/19



TRADE DATE	SETTLE DATE	QUANTITY	CUSIP	SECURITY	UNIT PRICE	AMOUNT
13-NOV-24	13-NOV-24	7,200.00	BLKV VX9	PRIMO WATER CORP	26.77	192,749.01
13-NOV-24	13-NOV-24	2,900.00	BLKV VX9	PRIMO WATER CORP	26.77	77,635.02
13-NOV-24	13-NOV-24	1,600.00	BLKV VX9	PRIMO WATER CORP	26.77	42,833.11
13-NOV-24	13-NOV-24	2,500.00	BLKV VX9	PRIMO WATER CORP	26.77	66,926.74
13-NOV-24	13-NOV-24	600.00	BLKV VX9	PRIMO WATER CORP	26.77	16,062.42
13-NOV-24	13-NOV-24	1,600.00	BLKV VX9	PRIMO WATER CORP	26.77	42,833.11
13-NOV-24	13-NOV-24	600.00	BLKV VX9	PRIMO WATER CORP	26.77	16,062.42
13-NOV-24	13-NOV-24	4,700.00	BLKV VX9	PRIMO WATER CORP	26.77	125,822.27
14-NOV-24	14-NOV-24	1,854,269.33	CASH	DANISH KRONE CASH ACCOUNT	0.14	262,916.23
14-NOV-24	14-NOV-24	2,789,016.99	CASH	DANISH KRONE CASH ACCOUNT	0.14	395,453.80
26-NOV-24	26-NOV-24	5,088.00	CASH	DANISH KRONE CASH ACCOUNT	0.14	714.97
28-NOV-24	28-NOV-24	3,754,708.93	CASH	DANISH KRONE CASH ACCOUNT	0.14	531,331.75
29-NOV-24	29-NOV-24	2,818.00	CASH	DANISH KRONE CASH ACCOUNT	0.14	399.09
06-DEC-24	06-DEC-24	32,888,951.03	CASH	DANISH KRONE CASH ACCOUNT	0.14	4,658,326.69
16-DEC-24	16-DEC-24	2,782,922.55	CASH	DANISH KRONE CASH ACCOUNT	0.14	392,005.09
TOTAL WITHDRAWALS						9,517,021.67

The information contained in this report represents estimated trade date investment calculations. Certain calculations may not be available for all time periods. Please refer to your custody statement for official portfolio holdings and transactions. Note that certain accounting methods may cause differences between this investment report and your custody statement.

Realized Gains/Losses

US Dollar

01 October 2024 to 31 December 2024

Wealth Invest Allspring Small Cap Aktier

Account: XXXXXXXXXXXVEST

Investment Strategy: Global Small Cap Equity

Primary Benchmark: Russell 2000 V thru 12/18/19 & MSCI World Small Cap (Net) 12/19/19



OPEN DATE	CLOSE DATE	QUANTITY	CUSIP	SECURITY	COST BASIS	AMORT. OR ACCRETION	PROCEEDS	SHORT TERM GAIN/LOSS	LONG TERM GAIN/LOSS
09-MAR-21	01-OCT-24	139.00	44930G107	ICU MED INC COM	27,128.87	0.00	24,627.33	0.00	-2,501.54
25-MAY-21	01-OCT-24	104.00	44930G107	ICU MED INC COM	20,297.86	0.00	18,526.31	0.00	-1,771.55
25-MAY-21	01-OCT-24	516.00	44930G107	ICU MED INC COM	100,708.62	0.00	91,422.34	0.00	-9,286.28
12-MAY-22	01-OCT-24	4.00	55406W103	MYT NETHERLANDS PARENT BV	91.69	0.00	15.37	0.00	-76.32
25-JUL-22	01-OCT-24	0.17	165167735	EXPAND ENERGY CORP	12.96	0.00	0.00	0.00	-12.96
	01-OCT-24	0.00	CASH	AUSTRALIAN DOLLAR CASH ACCOUNT	3.15	0.00	3.20	0.05	0.00
	01-OCT-24	0.00	CASH	DANISH KRONE CASH ACCOUNT	0.65	0.00	0.64	0.00	0.00
	01-OCT-24	0.00	CASH	EUROPEAN MONETARY UNION CASH ACCOUNT	4.51	0.00	4.47	-0.04	0.00
	02-OCT-24	0.00	CASH	DANISH KRONE CASH ACCOUNT	527,276.17	0.00	521,541.72	-5,734.45	0.00
12-MAY-22	03-OCT-24	1,101.00	55406W103	MYT NETHERLANDS PARENT BV	25,237.78	0.00	4,265.48	0.00	-20,972.30
	03-OCT-24	0.00	CASH	DANISH KRONE CASH ACCOUNT	129,537.40	0.00	128,796.51	-740.89	0.00
	04-OCT-24	0.00	CASH	DANISH KRONE CASH ACCOUNT	154,995.63	0.00	154,172.65	-822.98	0.00
	04-OCT-24	0.00	CASH	DANISH KRONE CASH ACCOUNT	4,003.25	0.00	3,963.84	-39.42	0.00
25-MAY-21	08-OCT-24	103.00	44930G107	ICU MED INC COM	20,102.69	0.00	18,404.56	0.00	-1,698.13
25-MAY-21	08-OCT-24	176.00	44930G107	ICU MED INC COM	34,350.23	0.00	31,488.35	0.00	-2,861.88
29-SEP-21	08-OCT-24	90.00	44930G107	ICU MED INC COM	17,565.46	0.00	16,101.99	0.00	-1,463.47
26-OCT-21	08-OCT-24	1,965.00	6286611	ANSELL LTD	41,935.54	0.00	42,969.46	0.00	1,033.92
	08-OCT-24	0.00	CASH	AUSTRALIAN DOLLAR CASH ACCOUNT	-31,917.41	0.00	-31,933.05	-15.65	0.00
	08-OCT-24	0.00	CASH	AUSTRALIAN DOLLAR CASH ACCOUNT	11,107.38	0.00	11,030.99	-76.38	0.00

The information contained in this report represents estimated trade date investment calculations. Certain calculations may not be available for all time periods. Please refer to your custody statement for official portfolio holdings and transactions. Note that certain accounting methods may cause differences between this investment report and your custody statement.

Realized Gains/Losses

US Dollar

01 October 2024 to 31 December 2024

Wealth Invest Allspring Small Cap Aktier

Account: XXXXXXXXXXXVEST

Investment Strategy: Global Small Cap Equity

Primary Benchmark: Russell 2000 V thru 12/18/19 & MSCI World Small Cap (Net) 12/19/19



OPEN DATE	CLOSE DATE	QUANTITY	CUSIP	SECURITY	COST BASIS	AMORT. OR ACCRETION	PROCEEDS	SHORT TERM GAIN/LOSS	LONG TERM GAIN/LOSS
26-OCT-21	09-OCT-24	3,938.00	6286611	ANSELL LTD	84,041.81	0.00	86,340.45	0.00	2,298.64
	09-OCT-24	0.00	CASH	JAPANESE YEN CASH ACCOUNT	-14.02	0.00	-13.48	0.54	0.00
	09-OCT-24	0.00	CASH	AUSTRALIAN DOLLAR CASH ACCOUNT	86,362.99	0.00	86,577.32	214.33	0.00
	09-OCT-24	0.00	CASH	SWISS FRANC CASH ACCOUNT	-3.38	0.00	-3.32	0.06	0.00
07-MAY-21	10-OCT-24	366.00	743312100	PROGRESS SOFTWARE CORP COM	15,794.58	0.00	23,922.92	0.00	8,128.34
04-JUN-21	10-OCT-24	608.00	743312100	PROGRESS SOFTWARE CORP COM	26,238.00	0.00	39,816.70	0.00	13,578.70
04-JUN-21	10-OCT-24	74.00	743312100	PROGRESS SOFTWARE CORP COM	3,193.44	0.00	4,836.88	0.00	1,643.44
04-JUN-21	10-OCT-24	203.00	854231107	STANDEX INTL CORP COM 1 COM & 1	14,184.62	0.00	35,359.20	0.00	21,174.58
29-SEP-21	10-OCT-24	46.00	44930G107	ICU MED INC COM	8,977.90	0.00	8,173.64	0.00	-804.26
04-OCT-21	10-OCT-24	309.00	44930G107	ICU MED INC COM	60,308.07	0.00	54,905.52	0.00	-5,402.55
26-OCT-21	10-OCT-24	2,267.00	6286611	ANSELL LTD	48,380.59	0.00	48,966.91	0.00	586.31
15-NOV-21	10-OCT-24	3,904.00	6286611	ANSELL LTD	83,316.21	0.00	84,325.90	0.00	1,009.70
	10-OCT-24	0.00	CASH	AUSTRALIAN DOLLAR CASH ACCOUNT	133,283.35	0.00	133,129.18	-154.17	0.00
	10-OCT-24	0.00	CASH	BRITISH POUND CASH ACCOUNT	73,385.07	0.00	73,534.59	149.52	0.00
	10-OCT-24	0.00	CASH	JAPANESE YEN CASH ACCOUNT	39,315.02	0.00	39,398.99	83.97	0.00
	10-OCT-24	0.00	CASH	DANISH KRONE CASH ACCOUNT	5,847,475.19	0.00	5,837,169.14	-10,306.05	0.00
04-JUN-21	11-OCT-24	111.00	854231107	STANDEX INTL CORP COM 1 COM & 1	7,756.12	0.00	19,577.28	0.00	11,821.16
04-OCT-21	11-OCT-24	108.00	44930G107	ICU MED INC COM	21,078.55	0.00	19,205.65	0.00	-1,872.90
04-NOV-21	11-OCT-24	54.00	44930G107	ICU MED INC COM	10,539.27	0.00	9,638.55	0.00	-900.72

The information contained in this report represents estimated trade date investment calculations. Certain calculations may not be available for all time periods. Please refer to your custody statement for official portfolio holdings and transactions. Note that certain accounting methods may cause differences between this investment report and your custody statement.

Realized Gains/Losses

US Dollar

01 October 2024 to 31 December 2024

Wealth Invest Allspring Small Cap Aktier

Account: XXXXXXXXXXXVEST

Investment Strategy: Global Small Cap Equity

Primary Benchmark: Russell 2000 V thru 12/18/19 & MSCI World Small Cap (Net) 12/19/19



OPEN DATE	CLOSE DATE	QUANTITY	CUSIP	SECURITY	COST BASIS	AMORT. OR ACCRETION	PROCEEDS	SHORT TERM GAIN/LOSS	LONG TERM GAIN/LOSS
04-NOV-21	11-OCT-24	65.00	44930G107	ICU MED INC COM	12,686.16	0.00	11,558.95	0.00	-1,127.21
07-JAN-22	11-OCT-24	667.00	92214X106	VAREX IMAGING CORP	18,367.43	0.00	7,600.25	0.00	-10,767.18
12-JAN-22	11-OCT-24	782.00	92214X106	VAREX IMAGING CORP	21,534.23	0.00	8,949.83	0.00	-12,584.40
12-JAN-22	11-OCT-24	30.00	92214X106	VAREX IMAGING CORP	826.12	0.00	341.24	0.00	-484.88
12-JAN-22	11-OCT-24	520.00	92214X106	VAREX IMAGING CORP	14,319.44	0.00	5,925.23	0.00	-8,394.21
24-JAN-22	11-OCT-24	475.00	92214X106	VAREX IMAGING CORP	13,080.26	0.00	5,425.54	0.00	-7,654.72
24-JAN-22	11-OCT-24	207.00	92214X106	VAREX IMAGING CORP	5,700.24	0.00	2,354.56	0.00	-3,345.68
27-JAN-22	11-OCT-24	248.00	858586100	STEPAN CO	27,262.04	0.00	18,512.02	0.00	-8,750.02
27-JAN-22	11-OCT-24	168.00	44930G107	ICU MED INC COM	32,788.85	0.00	29,986.60	0.00	-2,802.25
07-FEB-22	11-OCT-24	615.00	858586100	STEPAN CO	67,605.46	0.00	45,906.81	0.00	-21,698.65
07-SEP-22	11-OCT-24	154.00	5772627	CANCOM SE	7,113.04	0.00	4,446.86	0.00	-2,666.18
13-SEP-22	11-OCT-24	979.00	5772627	CANCOM SE	45,218.64	0.00	28,269.31	0.00	-16,949.34
	11-OCT-24	0.00	CASH	EUROPEAN MONETARY UNION CASH ACCOUNT	42,902.66	0.00	42,906.01	3.35	0.00
	11-OCT-24	0.00	CASH	EUROPEAN MONETARY UNION CASH ACCOUNT	68,848.77	0.00	68,854.14	5.38	0.00
	11-OCT-24	0.00	CASH	JAPANESE YEN CASH ACCOUNT	-69,297.80	0.00	-69,392.64	-94.84	0.00
	11-OCT-24	0.00	CASH	BRITISH POUND CASH ACCOUNT	141,659.64	0.00	141,659.45	-0.18	0.00
	11-OCT-24	0.00	CASH	JAPANESE YEN CASH ACCOUNT	2,334.87	0.00	2,331.39	-3.48	0.00
	11-OCT-24	0.00	CASH	EUROPEAN MONETARY UNION CASH ACCOUNT	136,659.49	0.00	136,670.16	10.67	0.00
	11-OCT-24	0.00	CASH	NORWEGIAN KRONE CASH ACCOUNT	35,464.30	0.00	35,425.98	-38.31	0.00

The information contained in this report represents estimated trade date investment calculations. Certain calculations may not be available for all time periods. Please refer to your custody statement for official portfolio holdings and transactions. Note that certain accounting methods may cause differences between this investment report and your custody statement.

Realized Gains/Losses

US Dollar

01 October 2024 to 31 December 2024

Wealth Invest Allspring Small Cap Aktier

Account: XXXXXXXXXXXVEST

Investment Strategy: Global Small Cap Equity

Primary Benchmark: Russell 2000 V thru 12/18/19 & MSCI World Small Cap (Net) 12/19/19



OPEN DATE	CLOSE DATE	QUANTITY	CUSIP	SECURITY	COST BASIS	AMORT. OR ACCRETION	PROCEEDS	SHORT TERM GAIN/LOSS	LONG TERM GAIN/LOSS
	11-OCT-24	0.00	CASH	SWEDISH KRONA CASH ACCOUNT	67,997.33	0.00	67,955.10	-42.22	0.00
	11-OCT-24	0.00	CASH	EUROPEAN MONETARY UNION CASH ACCOUNT	32,713.61	0.00	32,722.73	9.12	0.00
	11-OCT-24	0.00	CASH	EUROPEAN MONETARY UNION CASH ACCOUNT	119,976.22	0.00	119,985.59	9.37	0.00
	11-OCT-24	0.00	CASH	EUROPEAN MONETARY UNION CASH ACCOUNT	67,076.24	0.00	67,081.48	5.24	0.00
	11-OCT-24	0.00	CASH	SWEDISH KRONA CASH ACCOUNT	34,893.83	0.00	34,872.16	-21.67	0.00
	11-OCT-24	0.00	CASH	EUROPEAN MONETARY UNION CASH ACCOUNT	13,471.34	0.00	13,427.88	-43.46	0.00
	11-OCT-24	0.00	CASH	BRITISH POUND CASH ACCOUNT	47,634.62	0.00	47,634.56	-0.06	0.00
	11-OCT-24	0.00	CASH	EUROPEAN MONETARY UNION CASH ACCOUNT	48,677.50	0.00	48,681.30	3.80	0.00
	11-OCT-24	0.00	CASH	EUROPEAN MONETARY UNION CASH ACCOUNT	53,638.74	0.00	53,642.93	4.19	0.00
	11-OCT-24	0.00	CASH	EUROPEAN MONETARY UNION CASH ACCOUNT	28,638.64	0.00	28,640.88	2.24	0.00
	11-OCT-24	0.00	CASH	EUROPEAN MONETARY UNION CASH ACCOUNT	70,995.45	0.00	71,000.99	5.54	0.00
	11-OCT-24	0.00	CASH	EUROPEAN MONETARY UNION CASH ACCOUNT	167,918.72	0.00	167,931.83	13.11	0.00
	11-OCT-24	0.00	CASH	EUROPEAN MONETARY UNION CASH ACCOUNT	52,697.05	0.00	52,701.16	4.11	0.00
	11-OCT-24	0.00	CASH	SWISS FRANC CASH ACCOUNT	20,971.76	0.00	20,977.42	5.66	0.00
	11-OCT-24	0.00	CASH	BRITISH POUND CASH ACCOUNT	33,180.52	0.00	33,180.48	-0.04	0.00
	11-OCT-24	0.00	CASH	SWISS FRANC CASH ACCOUNT	42,293.52	0.00	42,304.93	11.41	0.00
	11-OCT-24	0.00	CASH	BRITISH POUND CASH ACCOUNT	35,881.49	0.00	35,881.44	-0.05	0.00
	11-OCT-24	0.00	CASH	DANISH KRONE CASH ACCOUNT	255,723.97	0.00	255,857.62	133.65	0.00
	11-OCT-24	0.00	CASH	EUROPEAN MONETARY UNION CASH ACCOUNT	11,715.06	0.00	11,715.97	0.91	0.00

The information contained in this report represents estimated trade date investment calculations. Certain calculations may not be available for all time periods. Please refer to your custody statement for official portfolio holdings and transactions. Note that certain accounting methods may cause differences between this investment report and your custody statement.

Realized Gains/Losses

US Dollar

01 October 2024 to 31 December 2024

Wealth Invest Allspring Small Cap Aktier

Account: XXXXXXXXXXXVEST

Investment Strategy: Global Small Cap Equity

Primary Benchmark: Russell 2000 V thru 12/18/19 & MSCI World Small Cap (Net) 12/19/19



OPEN DATE	CLOSE DATE	QUANTITY	CUSIP	SECURITY	COST BASIS	AMORT. OR ACCRETION	PROCEEDS	SHORT TERM GAIN/LOSS	LONG TERM GAIN/LOSS
	11-OCT-24	0.00	CASH	BRITISH POUND CASH ACCOUNT	78,735.98	0.00	78,735.88	-0.10	0.00
04-JUN-21	14-OCT-24	133.00	854231107	STANDEX INTL CORP COM 1 COM & 1	9,293.37	0.00	23,437.94	0.00	14,144.57
15-NOV-21	14-OCT-24	479.00	6286611	ANSELL LTD	10,222.45	0.00	10,264.61	0.00	42.15
24-JAN-22	14-OCT-24	949.00	92214X106	VAREX IMAGING CORP	26,132.98	0.00	10,823.80	0.00	-15,309.18
24-JAN-22	14-OCT-24	712.00	92214X106	VAREX IMAGING CORP	19,606.62	0.00	8,048.94	0.00	-11,557.68
24-JAN-22	14-OCT-24	515.00	92214X106	VAREX IMAGING CORP	14,181.75	0.00	5,886.95	0.00	-8,294.80
07-FEB-22	14-OCT-24	75.00	858586100	STEPAN CO	8,244.57	0.00	5,601.16	0.00	-2,643.41
15-FEB-22	14-OCT-24	352.00	858586100	STEPAN CO	38,694.51	0.00	26,288.11	0.00	-12,406.40
13-SEP-22	14-OCT-24	231.00	5772627	CANCOM SE	10,669.57	0.00	6,681.12	0.00	-3,988.45
16-SEP-22	14-OCT-24	192.00	5772627	CANCOM SE	8,868.21	0.00	5,553.13	0.00	-3,315.08
	14-OCT-24	0.00	CASH	AUSTRALIAN DOLLAR CASH ACCOUNT	10,260.67	0.00	10,246.05	-14.62	0.00
	14-OCT-24	0.00	CASH	EUROPEAN MONETARY UNION CASH ACCOUNT	12,228.41	0.00	12,219.11	-9.30	0.00
	14-OCT-24	0.00	CASH	EUROPEAN MONETARY UNION CASH ACCOUNT	-20,147.37	0.00	-20,137.77	9.61	0.00
	14-OCT-24	0.00	CASH	EUROPEAN MONETARY UNION CASH ACCOUNT	18,450.76	0.00	18,434.78	-15.98	0.00
	14-OCT-24	0.00	CASH	DANISH KRONE CASH ACCOUNT	81.08	0.00	80.91	-0.17	0.00
04-JUN-21	15-OCT-24	28.00	854231107	STANDEX INTL CORP COM 1 COM & 1	1,956.50	0.00	4,928.48	0.00	2,971.98
04-JUN-21	15-OCT-24	492.00	743312100	PROGRESS SOFTWARE CORP COM	21,232.06	0.00	32,846.48	0.00	11,614.42
29-SEP-21	15-OCT-24	183.00	743312100	PROGRESS SOFTWARE CORP COM	7,897.29	0.00	12,217.29	0.00	4,320.00
15-NOV-21	15-OCT-24	593.00	6286611	ANSELL LTD	12,655.36	0.00	12,755.42	0.00	100.06

The information contained in this report represents estimated trade date investment calculations. Certain calculations may not be available for all time periods. Please refer to your custody statement for official portfolio holdings and transactions. Note that certain accounting methods may cause differences between this investment report and your custody statement.

Realized Gains/Losses

US Dollar

01 October 2024 to 31 December 2024

Wealth Invest Allspring Small Cap Aktier

Account: XXXXXXXXXXXVEST

Investment Strategy: Global Small Cap Equity

Primary Benchmark: Russell 2000 V thru 12/18/19 & MSCI World Small Cap (Net) 12/19/19



OPEN DATE	CLOSE DATE	QUANTITY	CUSIP	SECURITY	COST BASIS	AMORT. OR ACCRETION	PROCEEDS	SHORT TERM GAIN/LOSS	LONG TERM GAIN/LOSS
24-JAN-22	15-OCT-24	207.00	92214X106	VAREX IMAGING CORP	5,700.24	0.00	2,357.66	0.00	-3,342.58
25-JAN-22	15-OCT-24	122.00	92214X106	VAREX IMAGING CORP	3,359.56	0.00	1,389.54	0.00	-1,970.02
07-FEB-22	15-OCT-24	124.00	92214X106	VAREX IMAGING CORP	3,414.64	0.00	1,421.63	0.00	-1,993.01
07-FEB-22	15-OCT-24	146.00	92214X106	VAREX IMAGING CORP	4,020.46	0.00	1,662.90	0.00	-2,357.56
07-FEB-22	15-OCT-24	242.00	92214X106	VAREX IMAGING CORP	6,664.05	0.00	2,763.12	0.00	-3,900.93
15-FEB-22	15-OCT-24	100.00	858586100	STEPAN CO	10,992.76	0.00	7,515.85	0.00	-3,476.91
11-MAR-22	15-OCT-24	478.00	858586100	STEPAN CO	52,545.38	0.00	35,925.78	0.00	-16,619.60
13-APR-22	15-OCT-24	20.00	29355X107	ENPRO INC	1,529.53	0.00	3,238.83	0.00	1,709.30
13-APR-22	15-OCT-24	12.00	854231107	STANDEX INTL CORP COM 1 COM & 1	838.50	0.00	2,121.41	0.00	1,282.91
13-APR-22	15-OCT-24	90.00	854231107	STANDEX INTL CORP COM 1 COM & 1	6,288.75	0.00	15,841.56	0.00	9,552.81
05-MAY-22	15-OCT-24	211.00	29355X107	ENPRO INC	16,136.55	0.00	32,682.27	0.00	16,545.72
05-MAY-22	15-OCT-24	171.00	29355X107	ENPRO INC	13,077.49	0.00	27,692.04	0.00	14,614.55
23-NOV-22	15-OCT-24	91.00	854231107	STANDEX INTL CORP COM 1 COM & 1	6,358.62	0.00	16,087.38	0.00	9,728.76
09-JAN-23	15-OCT-24	38.00	29355X107	ENPRO INC	2,906.11	0.00	6,145.24	0.00	3,239.13
09-JAN-23	15-OCT-24	367.00	854231107	STANDEX INTL CORP COM 1 COM & 1	25,644.12	0.00	64,879.87	0.00	39,235.75
09-JAN-23	15-OCT-24	90.00	29355X107	ENPRO INC	6,882.89	0.00	13,940.30	0.00	7,057.41
14-SEP-23	15-OCT-24	24.00	88076W103	TERADATA CORP	1,020.37	0.00	768.78	0.00	-251.59
21-SEP-23	15-OCT-24	510.00	88076W103	TERADATA CORP	21,682.84	0.00	16,299.15	0.00	-5,383.69
21-SEP-23	15-OCT-24	229.00	88076W103	TERADATA CORP	9,736.02	0.00	7,335.46	0.00	-2,400.56

The information contained in this report represents estimated trade date investment calculations. Certain calculations may not be available for all time periods. Please refer to your custody statement for official portfolio holdings and transactions. Note that certain accounting methods may cause differences between this investment report and your custody statement.

Realized Gains/Losses

US Dollar

01 October 2024 to 31 December 2024

Wealth Invest Allspring Small Cap Aktier

Account: XXXXXXXXXXXVEST

Investment Strategy: Global Small Cap Equity

Primary Benchmark: Russell 2000 V thru 12/18/19 & MSCI World Small Cap (Net) 12/19/19



OPEN DATE	CLOSE DATE	QUANTITY	CUSIP	SECURITY	COST BASIS	AMORT. OR ACCRETION	PROCEEDS	SHORT TERM GAIN/LOSS	LONG TERM GAIN/LOSS
22-SEP-23	15-OCT-24	673.00	88076W103	TERADATA CORP	28,612.85	0.00	21,508.48	0.00	-7,104.37
25-SEP-23	15-OCT-24	931.00	88076W103	TERADATA CORP	39,581.82	0.00	29,753.93	0.00	-9,827.89
25-SEP-23	15-OCT-24	933.00	88076W103	TERADATA CORP	39,666.85	0.00	29,817.85	0.00	-9,849.00
28-SEP-23	15-OCT-24	645.00	88076W103	TERADATA CORP	27,422.42	0.00	20,613.62	0.00	-6,808.80
02-OCT-23	15-OCT-24	221.00	88076W103	TERADATA CORP	9,395.90	0.00	7,062.96	0.00	-2,332.94
03-OCT-23	15-OCT-24	377.00	88076W103	TERADATA CORP	16,028.30	0.00	12,048.59	0.00	-3,979.71
18-OCT-23	15-OCT-24	46.00	854231107	STANDEX INTL CORP COM 1 COM & 1	3,214.25	0.00	8,132.08	4,917.83	0.00
	15-OCT-24	0.00	CASH	AUSTRALIAN DOLLAR CASH ACCOUNT	12,760.19	0.00	12,733.96	-26.23	0.00
15-NOV-21	16-OCT-24	727.00	6286611	ANSELL LTD	15,515.08	0.00	15,237.61	0.00	-277.48
07-FEB-22	16-OCT-24	1,534.00	92214X106	VAREX IMAGING CORP	42,242.35	0.00	17,705.70	0.00	-24,536.65
14-FEB-22	16-OCT-24	727.00	92214X106	VAREX IMAGING CORP	20,019.68	0.00	8,391.17	0.00	-11,628.51
15-FEB-22	16-OCT-24	2,455.00	92214X106	VAREX IMAGING CORP	67,604.28	0.00	28,336.05	0.00	-39,268.23
17-MAR-22	16-OCT-24	1,179.00	92214X106	VAREX IMAGING CORP	32,466.58	0.00	13,608.23	0.00	-18,858.35
17-MAR-22	16-OCT-24	237.00	92214X106	VAREX IMAGING CORP	6,526.36	0.00	2,716.01	0.00	-3,810.35
09-JAN-23	16-OCT-24	240.00	29355X107	ENPRO INC	18,354.37	0.00	37,809.63	0.00	19,455.26
18-OCT-23	16-OCT-24	2.00	29355X107	ENPRO INC	152.95	0.00	315.08	162.13	0.00
	16-OCT-24	0.00	CASH	DANISH KRONE CASH ACCOUNT	259,154.39	0.00	258,577.35	-577.04	0.00
	16-OCT-24	0.00	CASH	AUSTRALIAN DOLLAR CASH ACCOUNT	15,288.70	0.00	15,271.66	-17.04	0.00
15-NOV-21	17-OCT-24	727.00	6286611	ANSELL LTD	15,515.08	0.00	15,098.76	0.00	-416.32

The information contained in this report represents estimated trade date investment calculations. Certain calculations may not be available for all time periods. Please refer to your custody statement for official portfolio holdings and transactions. Note that certain accounting methods may cause differences between this investment report and your custody statement.

Realized Gains/Losses

US Dollar

01 October 2024 to 31 December 2024

Wealth Invest Allspring Small Cap Aktier

Account: XXXXXXXXXXXVEST

Investment Strategy: Global Small Cap Equity

Primary Benchmark: Russell 2000 V thru 12/18/19 & MSCI World Small Cap (Net) 12/19/19



OPEN DATE	CLOSE DATE	QUANTITY	CUSIP	SECURITY	COST BASIS	AMORT. OR ACCRETION	PROCEEDS	SHORT TERM GAIN/LOSS	LONG TERM GAIN/LOSS
03-OCT-23	17-OCT-24	835.00	88076W103	TERADATA CORP	35,500.34	0.00	26,970.34	0.00	-8,530.00
03-OCT-23	17-OCT-24	180.00	88076W103	TERADATA CORP	7,652.77	0.00	5,813.96	0.00	-1,838.81
10-OCT-23	17-OCT-24	171.00	88076W103	TERADATA CORP	7,270.13	0.00	5,508.61	0.00	-1,761.52
10-OCT-23	17-OCT-24	854.00	88076W103	TERADATA CORP	36,308.13	0.00	27,584.03	0.00	-8,724.10
11-OCT-23	17-OCT-24	310.00	88076W103	TERADATA CORP	13,179.77	0.00	9,986.36	0.00	-3,193.41
18-OCT-23	17-OCT-24	101.00	29355X107	ENPRO INC	7,724.13	0.00	15,857.40	8,133.27	0.00
10-MAY-24	17-OCT-24	4.00	29355X107	ENPRO INC	305.91	0.00	628.02	322.11	0.00
	17-OCT-24	0.00	CASH	DANISH KRONE CASH ACCOUNT	257,955.34	0.00	256,984.76	-970.58	0.00
	17-OCT-24	0.00	CASH	AUSTRALIAN DOLLAR CASH ACCOUNT	15,088.66	0.00	15,090.65	1.99	0.00
12-FEB-20	21-OCT-24	100.00	6476218	AEON DELIGHT CO LTD	3,071.25	0.00	2,859.36	0.00	-211.89
	21-OCT-24	0.00	CASH	JAPANESE YEN CASH ACCOUNT	2,869.53	0.00	2,866.09	-3.44	0.00
	21-OCT-24	0.00	CASH	DANISH KRONE CASH ACCOUNT	222,377.05	0.00	221,780.20	-596.86	0.00
12-FEB-20	22-OCT-24	500.00	6476218	AEON DELIGHT CO LTD	15,356.26	0.00	14,246.22	0.00	-1,110.03
04-MAR-20	22-OCT-24	1,092.00	5993901	M6 METROPOLE TELEVIS	17,501.72	0.00	14,419.61	0.00	-3,082.12
02-APR-20	22-OCT-24	625.00	5993901	M6 METROPOLE TELEVIS	10,017.01	0.00	8,252.98	0.00	-1,764.03
11-AUG-20	22-OCT-24	2,502.00	0241854	ELEMENTIS PLC	3,934.60	0.00	4,547.46	0.00	612.86
13-AUG-20	22-OCT-24	9,441.00	0241854	ELEMENTIS PLC	14,846.76	0.00	17,131.01	0.00	2,284.25
13-AUG-20	22-OCT-24	800.00	0241854	ELEMENTIS PLC	1,258.07	0.00	1,454.03	0.00	195.96
15-DEC-21	22-OCT-24	315.00	126402106	CSW INDUSTRIALS INC	38,288.13	0.00	123,346.94	0.00	85,058.81

The information contained in this report represents estimated trade date investment calculations. Certain calculations may not be available for all time periods. Please refer to your custody statement for official portfolio holdings and transactions. Note that certain accounting methods may cause differences between this investment report and your custody statement.

Realized Gains/Losses

US Dollar

01 October 2024 to 31 December 2024

Wealth Invest Allspring Small Cap Aktier

Account: XXXXXXXXXXXVEST

Investment Strategy: Global Small Cap Equity

Primary Benchmark: Russell 2000 V thru 12/18/19 & MSCI World Small Cap (Net) 12/19/19



OPEN DATE	CLOSE DATE	QUANTITY	CUSIP	SECURITY	COST BASIS	AMORT. OR ACCRETION	PROCEEDS	SHORT TERM GAIN/LOSS	LONG TERM GAIN/LOSS
27-DEC-21	22-OCT-24	79.00	126402106	CSW INDUSTRIALS INC	9,602.42	0.00	30,934.63	0.00	21,332.21
04-APR-24	22-OCT-24	128.00	553530106	MSC INDL DIRECT INC CL A	11,861.07	0.00	10,428.23	-1,432.84	0.00
04-APR-24	22-OCT-24	220.00	553530106	MSC INDL DIRECT INC CL A	20,386.21	0.00	17,923.51	-2,462.70	0.00
04-APR-24	22-OCT-24	679.00	553530106	MSC INDL DIRECT INC CL A	62,919.26	0.00	54,786.91	-8,132.35	0.00
	22-OCT-24	0.00	CASH	BRITISH POUND CASH ACCOUNT	-4,544.69	0.00	-4,547.46	-2.77	0.00
	22-OCT-24	0.00	CASH	EUROPEAN MONETARY UNION CASH ACCOUNT	-2,111.75	0.00	-2,112.10	-0.35	0.00
	22-OCT-24	0.00	CASH	BRITISH POUND CASH ACCOUNT	-3,294.52	0.00	-3,296.53	-2.01	0.00
	22-OCT-24	0.00	CASH	JAPANESE YEN CASH ACCOUNT	14,263.08	0.00	14,257.84	-5.24	0.00
	22-OCT-24	0.00	CASH	BRITISH POUND CASH ACCOUNT	-1,453.14	0.00	-1,454.03	-0.89	0.00
	22-OCT-24	0.00	CASH	BRITISH POUND CASH ACCOUNT	7,891.54	0.00	7,828.22	-63.32	0.00
	22-OCT-24	0.00	CASH	EUROPEAN MONETARY UNION CASH ACCOUNT	6,197.57	0.00	6,139.86	-57.71	0.00
	22-OCT-24	0.00	CASH	BRITISH POUND CASH ACCOUNT	6,046.35	0.00	6,000.33	-46.02	0.00
	22-OCT-24	0.00	CASH	EUROPEAN MONETARY UNION CASH ACCOUNT	-14,417.20	0.00	-14,419.61	-2.40	0.00
12-FEB-20	23-OCT-24	600.00	6476218	AEON DELIGHT CO LTD	18,427.51	0.00	17,071.50	0.00	-1,356.01
13-AUG-20	23-OCT-24	2,242.00	0241854	ELEMENTIS PLC	3,525.73	0.00	4,047.48	0.00	521.75
13-AUG-20	23-OCT-24	4,352.00	0241854	ELEMENTIS PLC	6,843.88	0.00	7,857.11	0.00	1,013.23
26-APR-21	23-OCT-24	570.00	BMVB793	GVS SPA	7,220.49	0.00	3,854.79	0.00	-3,365.70
28-APR-21	23-OCT-24	747.00	BMVB793	GVS SPA	9,462.64	0.00	5,051.80	0.00	-4,410.84
27-DEC-21	23-OCT-24	517.00	126402106	CSW INDUSTRIALS INC	62,841.15	0.00	198,531.79	0.00	135,690.64

The information contained in this report represents estimated trade date investment calculations. Certain calculations may not be available for all time periods. Please refer to your custody statement for official portfolio holdings and transactions. Note that certain accounting methods may cause differences between this investment report and your custody statement.

Realized Gains/Losses

US Dollar

01 October 2024 to 31 December 2024

Wealth Invest Allspring Small Cap Aktier

Account: XXXXXXXXXXXVEST

Investment Strategy: Global Small Cap Equity

Primary Benchmark: Russell 2000 V thru 12/18/19 & MSCI World Small Cap (Net) 12/19/19



OPEN DATE	CLOSE DATE	QUANTITY	CUSIP	SECURITY	COST BASIS	AMORT. OR ACCRETION	PROCEEDS	SHORT TERM GAIN/LOSS	LONG TERM GAIN/LOSS
04-APR-24	23-OCT-24	463.00	553530106	MSC INDL DIRECT INC CL A	42,903.71	0.00	37,304.08	-5,599.63	0.00
05-APR-24	23-OCT-24	312.00	553530106	MSC INDL DIRECT INC CL A	28,911.35	0.00	25,137.95	-3,773.40	0.00
	23-OCT-24	0.00	CASH	BRITISH POUND CASH ACCOUNT	11,922.17	0.00	11,888.13	-34.04	0.00
	23-OCT-24	0.00	CASH	EUROPEAN MONETARY UNION CASH ACCOUNT	6,140.88	0.00	6,119.06	-21.82	0.00
	23-OCT-24	0.00	CASH	DANISH KRONE CASH ACCOUNT	931.07	0.00	923.01	-8.07	0.00
	23-OCT-24	0.00	CASH	EUROPEAN MONETARY UNION CASH ACCOUNT	-2,784.71	0.00	-2,785.59	-0.88	0.00
	23-OCT-24	0.00	CASH	JAPANESE YEN CASH ACCOUNT	17,101.29	0.00	17,116.42	15.13	0.00
12-FEB-20	24-OCT-24	200.00	6476218	AEON DELIGHT CO LTD	6,142.50	0.00	5,695.61	0.00	-446.89
27-DEC-21	24-OCT-24	111.00	126402106	CSW INDUSTRIALS INC	13,492.01	0.00	41,168.38	0.00	27,676.37
27-JAN-22	24-OCT-24	168.00	126402106	CSW INDUSTRIALS INC	20,420.33	0.00	61,312.91	0.00	40,892.58
27-JAN-22	24-OCT-24	42.00	126402106	CSW INDUSTRIALS INC	5,105.08	0.00	15,527.72	0.00	10,422.64
27-JAN-22	24-OCT-24	93.00	126402106	CSW INDUSTRIALS INC	11,304.11	0.00	34,492.42	0.00	23,188.31
	24-OCT-24	0.00	CASH	JAPANESE YEN CASH ACCOUNT	5,686.32	0.00	5,692.35	6.03	0.00
13-AUG-20	25-OCT-24	2,632.00	0241854	ELEMENTIS PLC	4,139.04	0.00	4,766.98	0.00	627.95
21-AUG-20	25-OCT-24	14,812.00	0241854	ELEMENTIS PLC	23,293.10	0.00	26,827.01	0.00	3,533.91
10-SEP-20	25-OCT-24	426.00	0241854	ELEMENTIS PLC	669.92	0.00	772.21	0.00	102.29
10-SEP-20	25-OCT-24	3,863.00	0241854	ELEMENTIS PLC	6,074.89	0.00	6,996.53	0.00	921.65
28-APR-21	25-OCT-24	151.00	BMVB793	GVS SPA	1,912.80	0.00	1,003.15	0.00	-909.65
27-JAN-22	25-OCT-24	588.00	126402106	CSW INDUSTRIALS INC	71,471.17	0.00	215,237.11	0.00	143,765.94

The information contained in this report represents estimated trade date investment calculations. Certain calculations may not be available for all time periods. Please refer to your custody statement for official portfolio holdings and transactions. Note that certain accounting methods may cause differences between this investment report and your custody statement.

Realized Gains/Losses

US Dollar

01 October 2024 to 31 December 2024

Wealth Invest Allspring Small Cap Aktier

Account: XXXXXXXXXXXVEST

Investment Strategy: Global Small Cap Equity

Primary Benchmark: Russell 2000 V thru 12/18/19 & MSCI World Small Cap (Net) 12/19/19



OPEN DATE	CLOSE DATE	QUANTITY	CUSIP	SECURITY	COST BASIS	AMORT. OR ACCRETION	PROCEEDS	SHORT TERM GAIN/LOSS	LONG TERM GAIN/LOSS
	25-OCT-24	0.00	CASH	EUROPEAN MONETARY UNION CASH ACCOUNT	998.65	0.00	1,001.48	2.83	0.00
	25-OCT-24	0.00	CASH	BRITISH POUND CASH ACCOUNT	-4,759.95	0.00	-4,766.98	-7.03	0.00
	25-OCT-24	0.00	CASH	BRITISH POUND CASH ACCOUNT	13,816.89	0.00	13,828.29	11.39	0.00
	25-OCT-24	0.00	CASH	BRITISH POUND CASH ACCOUNT	-20,715.76	0.00	-20,746.36	-30.60	0.00
10-SEP-20	28-OCT-24	9,909.00	0241854	ELEMENTIS PLC	15,582.73	0.00	17,907.69	0.00	2,324.96
10-SEP-20	28-OCT-24	3,515.00	0241854	ELEMENTIS PLC	5,527.63	0.00	6,352.36	0.00	824.73
28-APR-21	28-OCT-24	369.00	BMVB793	GVS SPA	4,674.31	0.00	2,451.44	0.00	-2,222.88
15-FEB-22	28-OCT-24	179.00	126402106	CSW INDUSTRIALS INC	21,757.38	0.00	66,128.25	0.00	44,370.87
	28-OCT-24	0.00	CASH	EUROPEAN MONETARY UNION CASH ACCOUNT	2,445.68	0.00	2,451.15	5.47	0.00
	28-OCT-24	0.00	CASH	BRITISH POUND CASH ACCOUNT	24,267.51	0.00	24,257.23	-10.28	0.00
28-APR-21	29-OCT-24	274.00	BMVB793	GVS SPA	3,470.90	0.00	1,862.03	0.00	-1,608.87
11-MAY-21	29-OCT-24	157.00	BMVB793	GVS SPA	1,988.80	0.00	1,066.93	0.00	-921.87
15-FEB-22	29-OCT-24	240.00	126402106	CSW INDUSTRIALS INC	29,171.91	0.00	86,812.18	0.00	57,640.27
	29-OCT-24	0.00	CASH	DANISH KRONE CASH ACCOUNT	51,758.31	0.00	51,474.41	-283.90	0.00
	29-OCT-24	0.00	CASH	EUROPEAN MONETARY UNION CASH ACCOUNT	2,927.97	0.00	2,931.62	3.65	0.00
11-MAY-21	30-OCT-24	2,410.00	BMVB793	GVS SPA	30,528.72	0.00	16,212.76	0.00	-14,315.96
13-SEP-21	30-OCT-24	9,815.00	BMVB793	GVS SPA	124,331.69	0.00	66,028.30	0.00	-58,303.39
	30-OCT-24	0.00	CASH	EUROPEAN MONETARY UNION CASH ACCOUNT	82,204.76	0.00	82,244.11	39.35	0.00
27-JAN-22	31-OCT-24	159.00	44930G107	ICU MED INC COM	31,032.31	0.00	27,498.28	0.00	-3,534.03

The information contained in this report represents estimated trade date investment calculations. Certain calculations may not be available for all time periods. Please refer to your custody statement for official portfolio holdings and transactions. Note that certain accounting methods may cause differences between this investment report and your custody statement.

Realized Gains/Losses

US Dollar

01 October 2024 to 31 December 2024

Wealth Invest Allspring Small Cap Aktier

Account: XXXXXXXXXXXVEST

Investment Strategy: Global Small Cap Equity

Primary Benchmark: Russell 2000 V thru 12/18/19 & MSCI World Small Cap (Net) 12/19/19



OPEN DATE	CLOSE DATE	QUANTITY	CUSIP	SECURITY	COST BASIS	AMORT. OR ACCRETION	PROCEEDS	SHORT TERM GAIN/LOSS	LONG TERM GAIN/LOSS
13-APR-22	31-OCT-24	88.00	44930G107	ICU MED INC COM	17,175.11	0.00	15,219.18	0.00	-1,955.93
11-MAY-22	31-OCT-24	174.00	44930G107	ICU MED INC COM	33,959.88	0.00	30,066.71	0.00	-3,893.17
24-AUG-22	31-OCT-24	52.00	44930G107	ICU MED INC COM	10,148.93	0.00	8,985.46	0.00	-1,163.47
11-OCT-23	31-OCT-24	556.00	88076W103	TERADATA CORP	23,638.55	0.00	17,869.84	0.00	-5,768.71
12-OCT-23	31-OCT-24	298.00	88076W103	TERADATA CORP	12,669.58	0.00	9,577.72	0.00	-3,091.86
12-OCT-23	31-OCT-24	744.00	88076W103	TERADATA CORP	31,631.44	0.00	23,729.22	0.00	-7,902.22
13-OCT-23	31-OCT-24	351.00	88076W103	TERADATA CORP	14,922.90	0.00	11,194.83	0.00	-3,728.07
17-OCT-23	31-OCT-24	542.00	88076W103	TERADATA CORP	23,043.33	0.00	17,286.61	0.00	-5,756.72
	31-OCT-24	0.00	CASH	EUROPEAN MONETARY UNION CASH ACCOUNT	18.60	0.00	18.60	0.00	0.00
	31-OCT-24	0.00	CASH	DANISH KRONE CASH ACCOUNT	180.08	0.00	180.11	0.04	0.00
	31-OCT-24	0.00	CASH	AUSTRALIAN DOLLAR CASH ACCOUNT	20.85	0.00	20.40	-0.45	0.00
	31-OCT-24	0.00	CASH	BRITISH POUND CASH ACCOUNT	17.63	0.00	17.46	-0.17	0.00
	31-OCT-24	0.00	CASH	JAPANESE YEN CASH ACCOUNT	12.09	0.00	11.67	-0.42	0.00
	31-OCT-24	0.00	CASH	DANISH KRONE CASH ACCOUNT	6,277.80	0.00	6,279.03	1.23	0.00
	31-OCT-24	0.00	CASH	JAPANESE YEN CASH ACCOUNT	21.06	0.00	20.33	-0.73	0.00
	31-OCT-24	0.00	CASH	SWISS FRANC CASH ACCOUNT	219.96	0.00	218.15	-1.81	0.00
02-APR-20	01-NOV-24	813.00	5993901	M6 METROPOLE TELEVIS	13,030.13	0.00	10,048.02	0.00	-2,982.11
	01-NOV-24	0.00	CASH	EUROPEAN MONETARY UNION CASH ACCOUNT	-3,887.02	0.00	-3,884.04	2.98	0.00
	01-NOV-24	0.00	CASH	EUROPEAN MONETARY UNION CASH ACCOUNT	85,325.47	0.00	85,412.85	87.38	0.00

The information contained in this report represents estimated trade date investment calculations. Certain calculations may not be available for all time periods. Please refer to your custody statement for official portfolio holdings and transactions. Note that certain accounting methods may cause differences between this investment report and your custody statement.

Realized Gains/Losses

US Dollar

01 October 2024 to 31 December 2024

Wealth Invest Allspring Small Cap Aktier

Account: XXXXXXXXXXXVEST

Investment Strategy: Global Small Cap Equity

Primary Benchmark: Russell 2000 V thru 12/18/19 & MSCI World Small Cap (Net) 12/19/19



OPEN DATE	CLOSE DATE	QUANTITY	CUSIP	SECURITY	COST BASIS	AMORT. OR ACCRETION	PROCEEDS	SHORT TERM GAIN/LOSS	LONG TERM GAIN/LOSS
	01-NOV-24	0.00	CASH	EUROPEAN MONETARY UNION CASH ACCOUNT	6,165.50	0.00	6,158.41	-7.09	0.00
02-APR-20	04-NOV-24	231.00	5993901	M6 METROPOLE TELEVIS	3,702.29	0.00	2,867.58	0.00	-834.71
06-MAY-22	04-NOV-24	1,100.00	BP8JT73	ATS CORP	31,870.32	0.00	33,227.69	0.00	1,357.37
	04-NOV-24	0.00	CASH	EUROPEAN MONETARY UNION CASH ACCOUNT	-23,696.24	0.00	-23,681.89	14.36	0.00
	04-NOV-24	0.00	CASH	EUROPEAN MONETARY UNION CASH ACCOUNT	63,339.32	0.00	63,377.72	38.40	0.00
	04-NOV-24	0.00	CASH	EUROPEAN MONETARY UNION CASH ACCOUNT	6,160.00	0.00	6,188.39	28.39	0.00
	04-NOV-24	0.00	CASH	CANADIAN DOLLAR CASH ACCOUNT	-33,188.21	0.00	-33,217.77	-29.56	0.00
	04-NOV-24	0.00	CASH	EUROPEAN MONETARY UNION CASH ACCOUNT	2,865.84	0.00	2,865.84	0.00	0.00
	04-NOV-24	0.00	CASH	CANADIAN DOLLAR CASH ACCOUNT	10.20	0.00	9.91	-0.29	0.00
13-FEB-20	05-NOV-24	100.00	6869959	TAIKISHA LTD	3,063.93	0.00	3,207.87	0.00	143.94
02-APR-20	05-NOV-24	441.00	5993901	M6 METROPOLE TELEVIS	7,068.00	0.00	5,382.02	0.00	-1,685.98
06-MAY-22	05-NOV-24	600.00	BP8JT73	ATS CORP	17,383.81	0.00	18,303.45	0.00	919.64
06-MAY-22	05-NOV-24	500.00	BP8JT73	ATS CORP	14,486.51	0.00	15,252.88	0.00	766.37
	05-NOV-24	0.00	CASH	EUROPEAN MONETARY UNION CASH ACCOUNT	5,379.49	0.00	5,389.97	10.48	0.00
	05-NOV-24	0.00	CASH	CANADIAN DOLLAR CASH ACCOUNT	33,556.31	0.00	33,596.96	40.65	0.00
	05-NOV-24	0.00	CASH	JAPANESE YEN CASH ACCOUNT	3,277.88	0.00	3,204.55	-73.33	0.00
13-FEB-20	06-NOV-24	100.00	6869959	TAIKISHA LTD	3,063.93	0.00	3,181.79	0.00	117.86
02-APR-20	06-NOV-24	147.00	5993901	M6 METROPOLE TELEVIS	2,356.00	0.00	1,744.01	0.00	-611.99
19-NOV-20	06-NOV-24	28.00	45768S105	INNOSPEC INC	2,444.72	0.00	3,479.91	0.00	1,035.19

The information contained in this report represents estimated trade date investment calculations. Certain calculations may not be available for all time periods. Please refer to your custody statement for official portfolio holdings and transactions. Note that certain accounting methods may cause differences between this investment report and your custody statement.

Realized Gains/Losses

US Dollar

01 October 2024 to 31 December 2024

Wealth Invest Allspring Small Cap Aktier

Account: XXXXXXXXXXXVEST

Investment Strategy: Global Small Cap Equity

Primary Benchmark: Russell 2000 V thru 12/18/19 & MSCI World Small Cap (Net) 12/19/19



OPEN DATE	CLOSE DATE	QUANTITY	CUSIP	SECURITY	COST BASIS	AMORT. OR ACCRETION	PROCEEDS	SHORT TERM GAIN/LOSS	LONG TERM GAIN/LOSS
10-DEC-20	06-NOV-24	593.00	45768S105	INNOSPEC INC	51,775.58	0.00	73,699.48	0.00	21,923.90
18-DEC-20	06-NOV-24	62.00	45768S105	INNOSPEC INC	5,413.30	0.00	7,705.51	0.00	2,292.21
02-MAR-21	06-NOV-24	927.00	5993901	M6 METROPOLE TELEVIS	14,857.23	0.00	10,997.96	0.00	-3,859.27
11-AUG-21	06-NOV-24	110.00	5993901	M6 METROPOLE TELEVIS	1,762.99	0.00	1,305.04	0.00	-457.96
15-FEB-22	06-NOV-24	173.00	126402106	CSW INDUSTRIALS INC	21,028.08	0.00	69,677.67	0.00	48,649.59
09-JAN-23	06-NOV-24	15.00	127203107	CACTUS INC	694.07	0.00	1,034.17	0.00	340.10
23-JAN-23	06-NOV-24	1,021.00	127203107	CACTUS INC	47,242.83	0.00	70,392.63	0.00	23,149.80
	06-NOV-24	0.00	CASH	DANISH KRONE CASH ACCOUNT	220,003.20	0.00	217,225.15	-2,778.05	0.00
	06-NOV-24	0.00	CASH	DANISH KRONE CASH ACCOUNT	262,634.17	0.00	259,702.68	-2,931.49	0.00
	06-NOV-24	0.00	CASH	EUROPEAN MONETARY UNION CASH ACCOUNT	14,109.71	0.00	14,043.36	-66.35	0.00
	06-NOV-24	0.00	CASH	JAPANESE YEN CASH ACCOUNT	3,326.90	0.00	3,184.51	-142.39	0.00
10-SEP-20	07-NOV-24	6,228.00	0241854	ELEMENTIS PLC	9,794.05	0.00	10,883.42	0.00	1,089.37
11-AUG-21	07-NOV-24	225.00	5993901	M6 METROPOLE TELEVIS	3,606.12	0.00	2,694.08	0.00	-912.04
29-SEP-21	07-NOV-24	894.00	743312100	PROGRESS SOFTWARE CORP COM	38,580.21	0.00	60,227.11	0.00	21,646.90
30-SEP-21	07-NOV-24	559.00	743312100	PROGRESS SOFTWARE CORP COM	24,123.42	0.00	37,658.78	0.00	13,535.36
	07-NOV-24	0.00	CASH	BRITISH POUND CASH ACCOUNT	10,871.09	0.00	10,866.26	-4.83	0.00
	07-NOV-24	0.00	CASH	EUROPEAN MONETARY UNION CASH ACCOUNT	2,689.65	0.00	2,690.24	0.59	0.00
10-SEP-20	08-NOV-24	8,132.00	0241854	ELEMENTIS PLC	12,788.25	0.00	13,947.18	0.00	1,158.93
11-AUG-21	08-NOV-24	331.00	5993901	M6 METROPOLE TELEVIS	5,305.01	0.00	3,930.85	0.00	-1,374.16

The information contained in this report represents estimated trade date investment calculations. Certain calculations may not be available for all time periods. Please refer to your custody statement for official portfolio holdings and transactions. Note that certain accounting methods may cause differences between this investment report and your custody statement.

Realized Gains/Losses

US Dollar

01 October 2024 to 31 December 2024

Wealth Invest Allspring Small Cap Aktier

Account: XXXXXXXXXXXVEST

Investment Strategy: Global Small Cap Equity

Primary Benchmark: Russell 2000 V thru 12/18/19 & MSCI World Small Cap (Net) 12/19/19



OPEN DATE	CLOSE DATE	QUANTITY	CUSIP	SECURITY	COST BASIS	AMORT. OR ACCRETION	PROCEEDS	SHORT TERM GAIN/LOSS	LONG TERM GAIN/LOSS
13-MAY-22	08-NOV-24	848.00	48123V102	ZIFF DAVIS INC	73,807.50	0.00	48,106.64	0.00	-25,700.86
25-JUL-22	08-NOV-24	192.00	48123V102	ZIFF DAVIS INC	16,711.13	0.00	10,892.07	0.00	-5,819.06
08-AUG-22	08-NOV-24	165.00	48123V102	ZIFF DAVIS INC	14,361.13	0.00	9,360.37	0.00	-5,000.76
	08-NOV-24	0.00	CASH	EUROPEAN MONETARY UNION CASH ACCOUNT	3,947.39	0.00	3,912.56	-34.83	0.00
	08-NOV-24	0.00	CASH	BRITISH POUND CASH ACCOUNT	14,074.64	0.00	13,941.90	-132.74	0.00
11-AUG-21	11-NOV-24	102.00	5993901	M6 METROPOLE TELEVIS	1,634.78	0.00	1,208.77	0.00	-426.01
02-FEB-22	11-NOV-24	173.00	5993901	M6 METROPOLE TELEVIS	2,772.71	0.00	2,050.18	0.00	-722.53
17-MAR-22	11-NOV-24	871.00	84790A105	SPECTRUM BRANDS HOLDINGS INC	70,578.88	0.00	82,148.53	0.00	11,569.65
29-SEP-22	11-NOV-24	128.00	466032109	J & J SNACK FOODS CORP	18,790.30	0.00	22,636.07	0.00	3,845.77
29-SEP-22	11-NOV-24	303.00	466032109	J & J SNACK FOODS CORP	44,480.16	0.00	53,583.82	0.00	9,103.66
29-SEP-22	11-NOV-24	19.00	466032109	J & J SNACK FOODS CORP	2,789.18	0.00	3,363.49	0.00	574.31
	11-NOV-24	0.00	CASH	DANISH KRONE CASH ACCOUNT	-99,424.12	0.00	-99,388.00	36.11	0.00
	11-NOV-24	0.00	CASH	DANISH KRONE CASH ACCOUNT	99,522.36	0.00	98,698.55	-823.81	0.00
	11-NOV-24	0.00	CASH	DANISH KRONE CASH ACCOUNT	-344,387.50	0.00	-344,262.41	125.09	0.00
	11-NOV-24	0.00	CASH	EUROPEAN MONETARY UNION CASH ACCOUNT	3,282.23	0.00	3,259.87	-22.36	0.00
28-SEP-22	12-NOV-24	1,367.00	04041L106	ARIS WATER SOLUTION INC	18,086.15	0.00	34,715.10	0.00	16,628.95
29-SEP-22	12-NOV-24	6.00	466032109	J & J SNACK FOODS CORP	880.80	0.00	1,063.87	0.00	183.07
29-SEP-22	12-NOV-24	116.00	466032109	J & J SNACK FOODS CORP	17,028.71	0.00	20,304.10	0.00	3,275.39
	12-NOV-24	0.00	CASH	DANISH KRONE CASH ACCOUNT	89,933.88	0.00	89,948.55	14.67	0.00

The information contained in this report represents estimated trade date investment calculations. Certain calculations may not be available for all time periods. Please refer to your custody statement for official portfolio holdings and transactions. Note that certain accounting methods may cause differences between this investment report and your custody statement.

Realized Gains/Losses

US Dollar

01 October 2024 to 31 December 2024

Wealth Invest Allspring Small Cap Aktier

Account: XXXXXXXXXXXVEST

Investment Strategy: Global Small Cap Equity

Primary Benchmark: Russell 2000 V thru 12/18/19 & MSCI World Small Cap (Net) 12/19/19



OPEN DATE	CLOSE DATE	QUANTITY	CUSIP	SECURITY	COST BASIS	AMORT. OR ACCRETION	PROCEEDS	SHORT TERM GAIN/LOSS	LONG TERM GAIN/LOSS
28-SEP-22	13-NOV-24	183.00	04041L106	ARIS WATER SOLUTION INC	2,421.19	0.00	4,546.56	0.00	2,125.37
29-SEP-22	13-NOV-24	37.00	466032109	J & J SNACK FOODS CORP	5,431.57	0.00	6,419.86	0.00	988.29
25-JUL-22	14-NOV-24	169.53	165167735	EXPAND ENERGY CORP	13,545.28	0.00	16,138.08	0.00	2,592.80
25-JUL-22	14-NOV-24	552.00	165167735	EXPAND ENERGY CORP	44,105.54	0.00	52,512.39	0.00	8,406.85
08-AUG-22	14-NOV-24	942.08	165167735	EXPAND ENERGY CORP	75,273.63	0.00	89,682.31	0.00	14,408.68
19-AUG-22	14-NOV-24	186.84	165167735	EXPAND ENERGY CORP	14,928.65	0.00	17,786.25	0.00	2,857.60
20-SEP-22	14-NOV-24	637.07	165167735	EXPAND ENERGY CORP	50,902.88	0.00	60,646.57	0.00	9,743.69
30-SEP-22	14-NOV-24	191.43	165167735	EXPAND ENERGY CORP	15,295.80	0.00	18,223.68	0.00	2,927.88
03-OCT-22	14-NOV-24	415.47	165167735	EXPAND ENERGY CORP	33,196.32	0.00	39,550.68	0.00	6,354.36
04-OCT-22	14-NOV-24	247.58	165167735	EXPAND ENERGY CORP	19,782.19	0.00	23,568.85	0.00	3,786.66
23-JAN-23	14-NOV-24	69.00	127203107	CACTUS INC	3,192.71	0.00	4,524.76	0.00	1,332.05
24-JAN-23	14-NOV-24	839.00	127203107	CACTUS INC	38,821.48	0.00	55,018.41	0.00	16,196.93
25-JAN-23	14-NOV-24	453.00	127203107	CACTUS INC	20,960.83	0.00	29,706.00	0.00	8,745.17
	14-NOV-24	0.00	CASH	DANISH KRONE CASH ACCOUNT	263,679.05	0.00	262,916.23	-762.82	0.00
	14-NOV-24	0.00	CASH	JAPANESE YEN CASH ACCOUNT	184,446.56	0.00	184,559.35	112.79	0.00
	14-NOV-24	0.00	CASH	DANISH KRONE CASH ACCOUNT	396,601.16	0.00	395,453.80	-1,147.36	0.00
	14-NOV-24	0.00	CASH	JAPANESE YEN CASH ACCOUNT	13,184.60	0.00	12,478.14	-706.46	0.00
	14-NOV-24	0.00	CASH	JAPANESE YEN CASH ACCOUNT	-110,488.98	0.00	-110,480.34	8.64	0.00
05-FEB-20	15-NOV-24	2,715.00	741623102	PRIMO BRANDS CORP	40,059.01	0.00	77,280.31	0.00	37,221.30

The information contained in this report represents estimated trade date investment calculations. Certain calculations may not be available for all time periods. Please refer to your custody statement for official portfolio holdings and transactions. Note that certain accounting methods may cause differences between this investment report and your custody statement.

Realized Gains/Losses

US Dollar

01 October 2024 to 31 December 2024

Wealth Invest Allspring Small Cap Aktier

Account: XXXXXXXXXXXVEST

Investment Strategy: Global Small Cap Equity

Primary Benchmark: Russell 2000 V thru 12/18/19 & MSCI World Small Cap (Net) 12/19/19



OPEN DATE	CLOSE DATE	QUANTITY	CUSIP	SECURITY	COST BASIS	AMORT. OR ACCRETION	PROCEEDS	SHORT TERM GAIN/LOSS	LONG TERM GAIN/LOSS
15-FEB-22	15-NOV-24	79.00	126402106	CSW INDUSTRIALS INC	9,602.42	0.00	32,132.11	0.00	22,529.69
04-OCT-22	15-NOV-24	150.63	165167735	EXPAND ENERGY CORP	12,035.57	0.00	14,312.50	0.00	2,276.93
04-OCT-22	15-NOV-24	365.18	165167735	EXPAND ENERGY CORP	29,178.41	0.00	34,698.47	0.00	5,520.06
05-OCT-22	15-NOV-24	125.59	165167735	EXPAND ENERGY CORP	10,034.95	0.00	12,014.43	0.00	1,979.48
05-OCT-22	15-NOV-24	154.19	165167735	EXPAND ENERGY CORP	12,319.92	0.00	14,650.65	0.00	2,330.73
11-OCT-22	15-NOV-24	234.72	165167735	EXPAND ENERGY CORP	18,754.40	0.00	22,453.88	0.00	3,699.48
11-OCT-22	15-NOV-24	369.69	165167735	EXPAND ENERGY CORP	29,538.63	0.00	35,365.40	0.00	5,826.77
11-OCT-22	15-NOV-24	328.66	165167735	EXPAND ENERGY CORP	26,260.14	0.00	31,212.65	0.00	4,952.51
18-OCT-22	15-NOV-24	66.85	165167735	EXPAND ENERGY CORP	5,341.06	0.00	6,348.35	0.00	1,007.29
28-OCT-22	15-NOV-24	485.50	165167735	EXPAND ENERGY CORP	38,791.88	0.00	46,107.80	0.00	7,315.92
28-OCT-22	15-NOV-24	70.00	165167735	EXPAND ENERGY CORP	5,593.09	0.00	6,654.21	0.00	1,061.12
25-JAN-23	15-NOV-24	486.00	127203107	CACTUS INC	22,487.77	0.00	31,648.51	0.00	9,160.74
31-JAN-23	15-NOV-24	296.00	127203107	CACTUS INC	13,696.26	0.00	19,275.64	0.00	5,579.38
	15-NOV-24	0.00	CASH	JAPANESE YEN CASH ACCOUNT	-163,303.19	0.00	-163,313.41	-10.22	0.00
	15-NOV-24	0.00	CASH	JAPANESE YEN CASH ACCOUNT	26,519.08	0.00	25,600.51	-918.57	0.00
05-FEB-20	18-NOV-24	1,985.00	741623102	PRIMO BRANDS CORP	29,288.08	0.00	55,221.16	0.00	25,933.08
10-FEB-20	18-NOV-24	323.00	741623102	PRIMO BRANDS CORP	4,765.77	0.00	8,949.21	0.00	4,183.44
10-FEB-20	18-NOV-24	1,277.00	741623102	PRIMO BRANDS CORP	18,841.75	0.00	35,525.15	0.00	16,683.40
10-FEB-20	18-NOV-24	953.00	741623102	PRIMO BRANDS CORP	14,061.23	0.00	26,404.31	0.00	12,343.08

The information contained in this report represents estimated trade date investment calculations. Certain calculations may not be available for all time periods. Please refer to your custody statement for official portfolio holdings and transactions. Note that certain accounting methods may cause differences between this investment report and your custody statement.

Realized Gains/Losses

US Dollar

01 October 2024 to 31 December 2024

Wealth Invest Allspring Small Cap Aktier

Account: XXXXXXXXXXXVEST

Investment Strategy: Global Small Cap Equity

Primary Benchmark: Russell 2000 V thru 12/18/19 & MSCI World Small Cap (Net) 12/19/19



OPEN DATE	CLOSE DATE	QUANTITY	CUSIP	SECURITY	COST BASIS	AMORT. OR ACCRETION	PROCEEDS	SHORT TERM GAIN/LOSS	LONG TERM GAIN/LOSS
10-FEB-20	18-NOV-24	1,236.00	741623102	PRIMO BRANDS CORP	18,236.81	0.00	34,372.21	0.00	16,135.40
30-SEP-21	18-NOV-24	457.00	743312100	PROGRESS SOFTWARE CORP COM	19,721.65	0.00	30,244.32	0.00	10,522.67
15-FEB-22	18-NOV-24	79.00	126402106	CSW INDUSTRIALS INC	9,602.42	0.00	32,209.00	0.00	22,606.58
17-MAR-22	18-NOV-24	30.00	126402106	CSW INDUSTRIALS INC	3,646.49	0.00	12,231.27	0.00	8,584.78
28-OCT-22	18-NOV-24	4.84	165167735	EXPAND ENERGY CORP	387.11	0.00	469.23	0.00	82.12
01-NOV-22	18-NOV-24	33.16	165167735	EXPAND ENERGY CORP	2,649.14	0.00	3,211.10	0.00	561.96
01-NOV-22	18-NOV-24	515.30	165167735	EXPAND ENERGY CORP	41,172.77	0.00	49,946.74	0.00	8,773.97
01-NOV-22	18-NOV-24	1,016.70	165167735	EXPAND ENERGY CORP	81,236.09	0.00	98,547.59	0.00	17,311.50
01-NOV-22	18-NOV-24	137.00	165167735	EXPAND ENERGY CORP	10,946.48	0.00	13,288.31	0.00	2,341.83
30-SEP-21	19-NOV-24	217.00	743312100	PROGRESS SOFTWARE CORP COM	9,364.55	0.00	14,325.79	0.00	4,961.24
30-SEP-21	19-NOV-24	299.00	743312100	PROGRESS SOFTWARE CORP COM	12,903.23	0.00	19,739.22	0.00	6,835.99
30-SEP-21	20-NOV-24	566.00	743312100	PROGRESS SOFTWARE CORP COM	24,425.51	0.00	37,256.65	0.00	12,831.14
30-SEP-21	20-NOV-24	160.00	743312100	PROGRESS SOFTWARE CORP COM	6,904.74	0.00	10,522.34	0.00	3,617.60
13-SEP-21	21-NOV-24	157.00	BMVB793	GVS SPA	1,988.80	0.00	845.51	0.00	-1,143.30
02-FEB-22	21-NOV-24	1,628.00	5993901	M6 METROPOLE TELEVIS	26,092.31	0.00	18,728.18	0.00	-7,364.13
19-MAY-22	21-NOV-24	1,761.00	5993901	M6 METROPOLE TELEVIS	28,223.93	0.00	20,258.18	0.00	-7,965.75
19-MAY-22	21-NOV-24	97.00	5993901	M6 METROPOLE TELEVIS	1,554.64	0.00	1,112.25	0.00	-442.39
01-NOV-22	21-NOV-24	22.48	165167735	EXPAND ENERGY CORP	1,796.29	0.00	2,243.91	0.00	447.62
10-NOV-22	21-NOV-24	303.45	165167735	EXPAND ENERGY CORP	24,246.06	0.00	30,288.02	0.00	6,041.96

The information contained in this report represents estimated trade date investment calculations. Certain calculations may not be available for all time periods. Please refer to your custody statement for official portfolio holdings and transactions. Note that certain accounting methods may cause differences between this investment report and your custody statement.

Realized Gains/Losses

US Dollar

01 October 2024 to 31 December 2024

Wealth Invest Allspring Small Cap Aktier

Account: XXXXXXXXXXXVEST

Investment Strategy: Global Small Cap Equity

Primary Benchmark: Russell 2000 V thru 12/18/19 & MSCI World Small Cap (Net) 12/19/19



OPEN DATE	CLOSE DATE	QUANTITY	CUSIP	SECURITY	COST BASIS	AMORT. OR ACCRETION	PROCEEDS	SHORT TERM GAIN/LOSS	LONG TERM GAIN/LOSS
05-DEC-22	21-NOV-24	310.30	165167735	EXPAND ENERGY CORP	24,793.33	0.00	30,971.66	0.00	6,178.33
09-JAN-23	21-NOV-24	768.08	165167735	EXPAND ENERGY CORP	61,370.25	0.00	76,663.30	0.00	15,293.05
09-JAN-23	21-NOV-24	88.69	165167735	EXPAND ENERGY CORP	7,086.78	0.00	8,852.76	0.00	1,765.98
17-OCT-23	21-NOV-24	171.00	88076W103	TERADATA CORP	7,270.13	0.00	5,216.33	0.00	-2,053.80
17-OCT-23	21-NOV-24	579.00	88076W103	TERADATA CORP	24,616.40	0.00	17,662.31	0.00	-6,954.09
18-OCT-23	21-NOV-24	193.00	88076W103	TERADATA CORP	8,205.47	0.00	5,887.44	0.00	-2,318.03
24-OCT-23	21-NOV-24	423.00	88076W103	TERADATA CORP	17,984.00	0.00	12,903.55	0.00	-5,080.45
08-NOV-23	21-NOV-24	843.00	88076W103	TERADATA CORP	35,840.46	0.00	25,715.58	0.00	-10,124.88
06-DEC-23	21-NOV-24	126.00	88076W103	TERADATA CORP	5,356.94	0.00	3,843.61	-1,513.33	0.00
11-OCT-24	21-NOV-24	723.00	165167735	EXPAND ENERGY CORP	57,768.67	0.00	72,164.23	14,395.56	0.00
	21-NOV-24	0.00	CASH	EUROPEAN MONETARY UNION CASH ACCOUNT	71,453.93	0.00	71,652.22	198.29	0.00
	21-NOV-24	0.00	CASH	CANADIAN DOLLAR CASH ACCOUNT	25,756.27	0.00	25,768.50	12.23	0.00
	21-NOV-24	0.00	CASH	EUROPEAN MONETARY UNION CASH ACCOUNT	39,091.29	0.00	39,067.21	-24.08	0.00
	21-NOV-24	0.00	CASH	EUROPEAN MONETARY UNION CASH ACCOUNT	71,457.74	0.00	71,661.19	203.45	0.00
	21-NOV-24	0.00	CASH	CANADIAN DOLLAR CASH ACCOUNT	3,434.33	0.00	3,410.94	-23.39	0.00
13-SEP-21	22-NOV-24	237.00	BMVB793	GVS SPA	3,002.20	0.00	1,263.94	0.00	-1,738.26
30-SEP-21	22-NOV-24	758.00	BMVB793	GVS SPA	9,601.98	0.00	4,042.48	0.00	-5,559.50
19-MAY-22	22-NOV-24	714.00	5993901	M6 METROPOLE TELEVIS	11,443.43	0.00	8,088.11	0.00	-3,355.32
	22-NOV-24	0.00	CASH	EUROPEAN MONETARY UNION CASH ACCOUNT	-2,179.03	0.00	-2,175.35	3.68	0.00

The information contained in this report represents estimated trade date investment calculations. Certain calculations may not be available for all time periods. Please refer to your custody statement for official portfolio holdings and transactions. Note that certain accounting methods may cause differences between this investment report and your custody statement.

Realized Gains/Losses

US Dollar

01 October 2024 to 31 December 2024

Wealth Invest Allspring Small Cap Aktier

Account: XXXXXXXXXXXVEST

Investment Strategy: Global Small Cap Equity

Primary Benchmark: Russell 2000 V thru 12/18/19 & MSCI World Small Cap (Net) 12/19/19



OPEN DATE	CLOSE DATE	QUANTITY	CUSIP	SECURITY	COST BASIS	AMORT. OR ACCRETION	PROCEEDS	SHORT TERM GAIN/LOSS	LONG TERM GAIN/LOSS
	22-NOV-24	0.00	CASH	EUROPEAN MONETARY UNION CASH ACCOUNT	58,750.09	0.00	58,804.93	54.84	0.00
	22-NOV-24	0.00	CASH	EUROPEAN MONETARY UNION CASH ACCOUNT	5,951.57	0.00	5,915.22	-36.35	0.00
30-SEP-21	25-NOV-24	874.00	BMVB793	GVS SPA	11,071.41	0.00	4,718.62	0.00	-6,352.79
13-OCT-21	25-NOV-24	2,113.00	BMVB793	GVS SPA	26,766.47	0.00	11,407.83	0.00	-15,358.64
10-NOV-21	25-NOV-24	1,346.00	BMVB793	GVS SPA	17,050.48	0.00	7,335.96	0.00	-9,714.52
10-NOV-21	25-NOV-24	1,128.00	BMVB793	GVS SPA	14,288.96	0.00	6,089.93	0.00	-8,199.03
15-NOV-21	25-NOV-24	248.00	BMVB793	GVS SPA	3,141.54	0.00	1,351.65	0.00	-1,789.89
19-MAY-22	25-NOV-24	404.00	5993901	M6 METROPOLE TELEVIS	6,475.00	0.00	4,644.58	0.00	-1,830.42
11-OCT-24	25-NOV-24	454.00	165167735	EXPAND ENERGY CORP	36,275.21	0.00	45,418.75	9,143.54	0.00
	25-NOV-24	0.00	CASH	DANISH KRONE CASH ACCOUNT	264,897.96	0.00	264,441.85	-456.11	0.00
	25-NOV-24	0.00	CASH	DANISH KRONE CASH ACCOUNT	960.81	0.00	960.49	-0.33	0.00
	25-NOV-24	0.00	CASH	BRITISH POUND CASH ACCOUNT	31,332.91	0.00	31,035.06	-297.85	0.00
	25-NOV-24	0.00	CASH	EUROPEAN MONETARY UNION CASH ACCOUNT	116,088.79	0.00	116,234.72	145.93	0.00
	25-NOV-24	0.00	CASH	BRITISH POUND CASH ACCOUNT	52,176.71	0.00	51,680.72	-495.99	0.00
10-NOV-21	26-NOV-24	7,613.00	BMVB793	GVS SPA	96,437.81	0.00	40,876.80	0.00	-55,561.02
15-NOV-21	26-NOV-24	744.00	BMVB793	GVS SPA	9,424.63	0.00	3,990.68	0.00	-5,433.96
19-MAY-22	26-NOV-24	235.00	5993901	M6 METROPOLE TELEVIS	3,766.40	0.00	2,672.40	0.00	-1,094.00
11-OCT-24	26-NOV-24	96.00	5993901	M6 METROPOLE TELEVIS	1,538.61	0.00	1,091.70	-446.91	0.00
	26-NOV-24	0.00	CASH	EUROPEAN MONETARY UNION CASH ACCOUNT	3,764.20	0.00	3,759.25	-4.95	0.00

The information contained in this report represents estimated trade date investment calculations. Certain calculations may not be available for all time periods. Please refer to your custody statement for official portfolio holdings and transactions. Note that certain accounting methods may cause differences between this investment report and your custody statement.

Realized Gains/Losses

US Dollar

01 October 2024 to 31 December 2024

Wealth Invest Allspring Small Cap Aktier

Account: XXXXXXXXXXXVEST

Investment Strategy: Global Small Cap Equity

Primary Benchmark: Russell 2000 V thru 12/18/19 & MSCI World Small Cap (Net) 12/19/19



OPEN DATE	CLOSE DATE	QUANTITY	CUSIP	SECURITY	COST BASIS	AMORT. OR ACCRETION	PROCEEDS	SHORT TERM GAIN/LOSS	LONG TERM GAIN/LOSS
	26-NOV-24	0.00	CASH	DANISH KRONE CASH ACCOUNT	715.72	0.00	714.97	-0.75	0.00
	26-NOV-24	0.00	CASH	EUROPEAN MONETARY UNION CASH ACCOUNT	8,682.47	0.00	8,709.64	27.17	0.00
	26-NOV-24	0.00	CASH	EUROPEAN MONETARY UNION CASH ACCOUNT	44,868.68	0.00	44,864.16	-4.52	0.00
15-NOV-21	27-NOV-24	842.00	BMVB793	GVS SPA	10,666.05	0.00	4,573.81	0.00	-6,092.24
15-NOV-21	27-NOV-24	1,545.00	BMVB793	GVS SPA	19,571.32	0.00	8,450.32	0.00	-11,120.99
11-OCT-24	27-NOV-24	777.00	5993901	M6 METROPOLE TELEVIS	12,453.15	0.00	8,803.92	-3,649.23	0.00
22-NOV-24	27-NOV-24	3,909.00	BTHXLQ7	VISCOFAN SA - RTS	0.00	0.00	6,004.45	6,004.45	0.00
	27-NOV-24	0.00	CASH	EUROPEAN MONETARY UNION CASH ACCOUNT	5,951.67	0.00	6,004.59	52.92	0.00
	27-NOV-24	0.00	CASH	DANISH KRONE CASH ACCOUNT	329,126.18	0.00	330,918.06	1,791.88	0.00
	27-NOV-24	0.00	CASH	EUROPEAN MONETARY UNION CASH ACCOUNT	-7,375.30	0.00	-7,375.30	0.00	0.00
	27-NOV-24	0.00	CASH	EUROPEAN MONETARY UNION CASH ACCOUNT	-6,005.06	0.00	-6,004.45	0.61	0.00
	27-NOV-24	0.00	CASH	EUROPEAN MONETARY UNION CASH ACCOUNT	-8,450.33	0.00	-8,450.32	0.00	0.00
15-NOV-21	28-NOV-24	754.00	BMVB793	GVS SPA	9,551.31	0.00	4,098.43	0.00	-5,452.88
15-NOV-21	28-NOV-24	1,235.00	BMVB793	GVS SPA	15,644.38	0.00	6,743.30	0.00	-8,901.09
22-NOV-24	28-NOV-24	226.00	BTHXLQ7	VISCOFAN SA - RTS	0.00	0.00	347.33	347.33	0.00
	28-NOV-24	0.00	CASH	EUROPEAN MONETARY UNION CASH ACCOUNT	4,101.63	0.00	4,098.90	-2.73	0.00
	28-NOV-24	0.00	CASH	EUROPEAN MONETARY UNION CASH ACCOUNT	7,096.16	0.00	7,090.85	-5.31	0.00
	28-NOV-24	0.00	CASH	DANISH KRONE CASH ACCOUNT	528,971.54	0.00	531,331.75	2,360.21	0.00
22-NOV-24	29-NOV-24	1,340.00	BTHXLQ7	VISCOFAN SA - RTS	0.00	0.00	2,051.94	2,051.94	0.00

The information contained in this report represents estimated trade date investment calculations. Certain calculations may not be available for all time periods. Please refer to your custody statement for official portfolio holdings and transactions. Note that certain accounting methods may cause differences between this investment report and your custody statement.

Realized Gains/Losses

US Dollar

01 October 2024 to 31 December 2024

Wealth Invest Allspring Small Cap Aktier

Account: XXXXXXXXXXXVEST

Investment Strategy: Global Small Cap Equity

Primary Benchmark: Russell 2000 V thru 12/18/19 & MSCI World Small Cap (Net) 12/19/19



OPEN DATE	CLOSE DATE	QUANTITY	CUSIP	SECURITY	COST BASIS	AMORT. OR ACCRETION	PROCEEDS	SHORT TERM GAIN/LOSS	LONG TERM GAIN/LOSS
	29-NOV-24	0.00	CASH	DANISH KRONE CASH ACCOUNT	397.01	0.00	399.09	2.09	0.00
	29-NOV-24	0.00	CASH	EUROPEAN MONETARY UNION CASH ACCOUNT	23.03	0.00	23.04	0.01	0.00
	29-NOV-24	0.00	CASH	CANADIAN DOLLAR CASH ACCOUNT	5.73	0.00	5.67	-0.06	0.00
	29-NOV-24	0.00	CASH	JAPANESE YEN CASH ACCOUNT	5.61	0.00	5.66	0.05	0.00
	29-NOV-24	0.00	CASH	DANISH KRONE CASH ACCOUNT	6,107.46	0.00	6,139.58	32.12	0.00
	29-NOV-24	0.00	CASH	EUROPEAN MONETARY UNION CASH ACCOUNT	2,050.80	0.00	2,049.57	-1.23	0.00
	29-NOV-24	0.00	CASH	EUROPEAN MONETARY UNION CASH ACCOUNT	45.30	0.00	45.32	0.02	0.00
	29-NOV-24	0.00	CASH	JAPANESE YEN CASH ACCOUNT	90.17	0.00	90.91	0.74	0.00
	29-NOV-24	0.00	CASH	BRITISH POUND CASH ACCOUNT	5.65	0.00	5.67	0.02	0.00
	29-NOV-24	0.00	CASH	SWISS FRANC CASH ACCOUNT	168.79	0.00	164.30	-4.49	0.00
11-OCT-24	02-DEC-24	1,073.00	165167735	EXPAND ENERGY CORP	85,734.14	0.00	104,370.16	18,636.02	0.00
22-NOV-24	02-DEC-24	4,575.00	BTHXLQ7	VISCOFAN SA - RTS	0.00	0.00	6,887.64	6,887.64	0.00
	02-DEC-24	0.00	CASH	EUROPEAN MONETARY UNION CASH ACCOUNT	6,914.54	0.00	6,901.84	-12.70	0.00
25-SEP-20	03-DEC-24	136.00	B1Y47Y7	GERRESHEIMER AG	12,603.85	0.00	10,879.18	0.00	-1,724.67
30-SEP-20	03-DEC-24	275.00	B1Y47Y7	GERRESHEIMER AG	25,485.72	0.00	21,897.42	0.00	-3,588.30
30-SEP-20	03-DEC-24	293.00	B1Y47Y7	GERRESHEIMER AG	27,153.88	0.00	23,438.22	0.00	-3,715.65
17-NOV-20	03-DEC-24	148.00	B1Y47Y7	GERRESHEIMER AG	13,715.95	0.00	11,784.80	0.00	-1,931.15
09-DEC-20	03-DEC-24	313.00	B1Y47Y7	GERRESHEIMER AG	29,007.38	0.00	24,923.25	0.00	-4,084.13
22-NOV-24	03-DEC-24	4,756.00	BTHXLQ7	VISCOFAN SA - RTS	0.00	0.00	7,264.94	7,264.94	0.00

The information contained in this report represents estimated trade date investment calculations. Certain calculations may not be available for all time periods. Please refer to your custody statement for official portfolio holdings and transactions. Note that certain accounting methods may cause differences between this investment report and your custody statement.

Realized Gains/Losses

US Dollar

01 October 2024 to 31 December 2024

Wealth Invest Allspring Small Cap Aktier

Account: XXXXXXXXXXXVEST

Investment Strategy: Global Small Cap Equity

Primary Benchmark: Russell 2000 V thru 12/18/19 & MSCI World Small Cap (Net) 12/19/19



OPEN DATE	CLOSE DATE	QUANTITY	CUSIP	SECURITY	COST BASIS	AMORT. OR ACCRETION	PROCEEDS	SHORT TERM GAIN/LOSS	LONG TERM GAIN/LOSS
	03-DEC-24	0.00	CASH	EUROPEAN MONETARY UNION CASH ACCOUNT	-18,996.04	0.00	-18,994.68	1.35	0.00
	03-DEC-24	0.00	CASH	EUROPEAN MONETARY UNION CASH ACCOUNT	-21,898.98	0.00	-21,897.42	1.56	0.00
	03-DEC-24	0.00	CASH	EUROPEAN MONETARY UNION CASH ACCOUNT	47,506.92	0.00	47,518.95	12.03	0.00
	03-DEC-24	0.00	CASH	EUROPEAN MONETARY UNION CASH ACCOUNT	-11,785.64	0.00	-11,784.80	0.84	0.00
09-DEC-20	04-DEC-24	513.00	B1Y47Y7	GERRESHEIMER AG	47,542.45	0.00	40,635.00	0.00	-6,907.45
09-DEC-20	04-DEC-24	212.00	B1Y47Y7	GERRESHEIMER AG	19,647.17	0.00	16,792.64	0.00	-2,854.53
22-DEC-20	04-DEC-24	79.00	B1Y47Y7	GERRESHEIMER AG	7,321.35	0.00	6,257.64	0.00	-1,063.71
22-NOV-24	04-DEC-24	4,281.00	BTHXLQ7	VISCOFAN SA - RTS	0.00	0.00	6,602.70	6,602.70	0.00
	04-DEC-24	0.00	CASH	EUROPEAN MONETARY UNION CASH ACCOUNT	5,928.57	0.00	5,938.77	10.20	0.00
	04-DEC-24	0.00	CASH	EUROPEAN MONETARY UNION CASH ACCOUNT	-6,260.86	0.00	-6,257.64	3.23	0.00
	04-DEC-24	0.00	CASH	EUROPEAN MONETARY UNION CASH ACCOUNT	-667.71	0.00	-667.37	0.34	0.00
	04-DEC-24	0.00	CASH	EUROPEAN MONETARY UNION CASH ACCOUNT	-40,655.95	0.00	-40,635.00	20.95	0.00
	04-DEC-24	0.00	CASH	EUROPEAN MONETARY UNION CASH ACCOUNT	-16,801.30	0.00	-16,792.64	8.66	0.00
05-FEB-20	05-DEC-24	412.00	5523881	KRONES AG	32,256.04	0.00	52,517.26	0.00	20,261.23
10-FEB-20	05-DEC-24	6.00	5523881	KRONES AG	469.75	0.00	764.81	0.00	295.06
10-FEB-20	05-DEC-24	2,036.00	741623102	PRIMO BRANDS CORP	30,040.57	0.00	60,146.86	0.00	30,106.29
11-FEB-20	05-DEC-24	6,970.00	BYN5913	DOMINO'S PIZZA GROUP PLC	28,694.53	0.00	30,359.63	0.00	1,665.10
11-FEB-20	05-DEC-24	2,478.00	BYN5913	DOMINO'S PIZZA GROUP PLC	10,201.59	0.00	10,793.58	0.00	591.99
12-FEB-20	05-DEC-24	600.00	6437947	HORIBA LTD	36,905.68	0.00	34,764.73	0.00	-2,140.95

The information contained in this report represents estimated trade date investment calculations. Certain calculations may not be available for all time periods. Please refer to your custody statement for official portfolio holdings and transactions. Note that certain accounting methods may cause differences between this investment report and your custody statement.

Realized Gains/Losses

US Dollar

01 October 2024 to 31 December 2024

Wealth Invest Allspring Small Cap Aktier

Account: XXXXXXXXXXXVEST

Investment Strategy: Global Small Cap Equity

Primary Benchmark: Russell 2000 V thru 12/18/19 & MSCI World Small Cap (Net) 12/19/19



OPEN DATE	CLOSE DATE	QUANTITY	CUSIP	SECURITY	COST BASIS	AMORT. OR ACCRETION	PROCEEDS	SHORT TERM GAIN/LOSS	LONG TERM GAIN/LOSS
12-FEB-20	05-DEC-24	4,100.00	6576356	MEITEC GROUP HOLDINGS INC	72,137.48	0.00	77,152.74	0.00	5,015.26
12-FEB-20	05-DEC-24	4,100.00	6640529	NIHON PARKERIZING CO LTD	40,216.95	0.00	34,428.88	0.00	-5,788.07
12-FEB-20	05-DEC-24	1,900.00	6476218	AEON DELIGHT CO LTD	58,353.78	0.00	55,523.34	0.00	-2,830.43
13-FEB-20	05-DEC-24	900.00	6869959	TAIKISHA LTD	27,575.37	0.00	28,127.57	0.00	552.20
19-FEB-20	05-DEC-24	300.00	6255699	DTS CORP	6,502.39	0.00	8,462.93	0.00	1,960.54
19-FEB-20	05-DEC-24	700.00	6640529	NIHON PARKERIZING CO LTD	6,866.31	0.00	5,878.10	0.00	-988.21
19-FEB-20	05-DEC-24	4.00	6527774	ORIX JREIT INC	6,735.92	0.00	4,398.36	0.00	-2,337.56
19-FEB-20	05-DEC-24	200.00	6437947	HORIBA LTD	12,301.89	0.00	11,588.25	0.00	-713.65
19-FEB-20	05-DEC-24	7,222.00	BYN5913	DOMINO'S PIZZA GROUP PLC	29,731.98	0.00	31,457.28	0.00	1,725.30
28-FEB-20	05-DEC-24	138.00	0330860	SPECTRIS PLC	5,197.68	0.00	4,479.81	0.00	-717.86
28-FEB-20	05-DEC-24	1,700.00	6255699	DTS CORP	36,846.88	0.00	47,956.62	0.00	11,109.74
28-FEB-20	05-DEC-24	29.00	6527774	ORIX JREIT INC	48,835.43	0.00	31,888.08	0.00	-16,947.35
28-FEB-20	05-DEC-24	590.00	5161407	INTERPUMP GROUP SPA	23,833.09	0.00	28,069.00	0.00	4,235.91
28-FEB-20	05-DEC-24	619.00	BYN5913	DOMINO'S PIZZA GROUP PLC	2,548.34	0.00	2,696.22	0.00	147.88
02-MAR-20	05-DEC-24	395.00	5161407	INTERPUMP GROUP SPA	15,956.05	0.00	18,791.96	0.00	2,835.90
02-MAR-20	05-DEC-24	606.00	0330860	SPECTRIS PLC	22,824.58	0.00	19,672.25	0.00	-3,152.34
03-MAR-20	05-DEC-24	657.00	5161407	INTERPUMP GROUP SPA	26,539.56	0.00	31,256.50	0.00	4,716.94
03-MAR-20	05-DEC-24	865.00	0330860	SPECTRIS PLC	32,579.65	0.00	28,080.02	0.00	-4,499.63
04-MAR-20	05-DEC-24	100.00	6437947	HORIBA LTD	6,150.95	0.00	5,794.12	0.00	-356.82

The information contained in this report represents estimated trade date investment calculations. Certain calculations may not be available for all time periods. Please refer to your custody statement for official portfolio holdings and transactions. Note that certain accounting methods may cause differences between this investment report and your custody statement.

Realized Gains/Losses

US Dollar

01 October 2024 to 31 December 2024

Wealth Invest Allspring Small Cap Aktier

Account: XXXXXXXXXXXVEST

Investment Strategy: Global Small Cap Equity

Primary Benchmark: Russell 2000 V thru 12/18/19 & MSCI World Small Cap (Net) 12/19/19



OPEN DATE	CLOSE DATE	QUANTITY	CUSIP	SECURITY	COST BASIS	AMORT. OR ACCRETION	PROCEEDS	SHORT TERM GAIN/LOSS	LONG TERM GAIN/LOSS
04-MAR-20	05-DEC-24	10.00	6527774	ORIX JREIT INC	16,839.80	0.00	10,995.89	0.00	-5,843.92
04-MAR-20	05-DEC-24	567.00	0330860	SPECTRIS PLC	21,355.68	0.00	18,406.20	0.00	-2,949.47
04-MAR-20	05-DEC-24	800.00	6255699	DTS CORP	17,339.71	0.00	22,567.82	0.00	5,228.11
04-MAR-20	05-DEC-24	266.00	5161407	INTERPUMP GROUP SPA	10,745.09	0.00	12,654.85	0.00	1,909.76
12-MAR-20	05-DEC-24	1,498.00	0330860	SPECTRIS PLC	56,421.17	0.00	48,628.75	0.00	-7,792.42
16-MAR-20	05-DEC-24	1,342.00	B12TR11	ATEA ASA	14,304.27	0.00	17,219.63	0.00	2,915.37
31-MAR-20	05-DEC-24	962.00	B12TR11	ATEA ASA	10,253.88	0.00	12,343.73	0.00	2,089.85
31-MAR-20	05-DEC-24	140.00	BLNN0G8	BOSSARD HOLDING AG	24,990.23	0.00	31,394.87	0.00	6,404.64
02-APR-20	05-DEC-24	43.00	B07ZBW6	BUCHER INDUSTRIES AG	15,465.04	0.00	16,734.82	0.00	1,269.78
09-APR-20	05-DEC-24	1,300.00	6263164	DAISEKI CO LTD	27,662.78	0.00	34,381.10	0.00	6,718.32
12-JUN-20	05-DEC-24	41.00	5735631	TAG IMMOBILIEN AG	926.07	0.00	675.43	0.00	-250.63
15-JUN-20	05-DEC-24	1,181.00	5735631	TAG IMMOBILIEN AG	26,675.28	0.00	19,455.85	0.00	-7,219.43
24-JUN-20	05-DEC-24	229.00	5735631	TAG IMMOBILIEN AG	5,172.43	0.00	3,772.56	0.00	-1,399.87
10-JUL-20	05-DEC-24	1,991.00	BMB3BN1	BARCO NV	43,158.96	0.00	22,075.27	0.00	-21,083.69
17-JUL-20	05-DEC-24	2,300.00	6083704	FUJI SEAL INTERNATIONAL INC	42,240.74	0.00	38,194.42	0.00	-4,046.33
29-JUL-20	05-DEC-24	165.00	BXBZB01	HEXPOL AB	1,380.16	0.00	1,656.99	0.00	276.83
29-JUL-20	05-DEC-24	1,309.00	BXBZB01	HEXPOL AB	10,949.26	0.00	13,145.48	0.00	2,196.22
05-AUG-20	05-DEC-24	1,647.00	BMB3BN1	BARCO NV	35,702.07	0.00	18,261.17	0.00	-17,440.90
04-SEP-20	05-DEC-24	1,651.00	5735631	TAG IMMOBILIEN AG	37,291.18	0.00	27,198.65	0.00	-10,092.53

The information contained in this report represents estimated trade date investment calculations. Certain calculations may not be available for all time periods. Please refer to your custody statement for official portfolio holdings and transactions. Note that certain accounting methods may cause differences between this investment report and your custody statement.

Realized Gains/Losses

US Dollar

01 October 2024 to 31 December 2024

Wealth Invest Allspring Small Cap Aktier

Account: XXXXXXXXXXXVEST

Investment Strategy: Global Small Cap Equity

Primary Benchmark: Russell 2000 V thru 12/18/19 & MSCI World Small Cap (Net) 12/19/19



OPEN DATE	CLOSE DATE	QUANTITY	CUSIP	SECURITY	COST BASIS	AMORT. OR ACCRETION	PROCEEDS	SHORT TERM GAIN/LOSS	LONG TERM GAIN/LOSS
10-SEP-20	05-DEC-24	2,371.00	0241854	ELEMENTIS PLC	3,728.59	0.00	4,059.66	0.00	331.07
10-SEP-20	05-DEC-24	206.00	5735631	TAG IMMOBILIEN AG	4,652.93	0.00	3,393.65	0.00	-1,259.28
17-NOV-20	05-DEC-24	7,449.00	0241854	ELEMENTIS PLC	11,714.17	0.00	12,754.29	0.00	1,040.12
18-DEC-20	05-DEC-24	1,550.00	45768S105	INNOSPEC INC	135,332.46	0.00	181,550.33	0.00	46,217.87
22-DEC-20	05-DEC-24	239.00	B1Y47Y7	GERRESHEIMER AG	22,149.41	0.00	19,009.03	0.00	-3,140.38
21-JAN-21	05-DEC-24	269.00	B1Y47Y7	GERRESHEIMER AG	24,929.67	0.00	21,395.11	0.00	-3,534.56
09-FEB-21	05-DEC-24	1,729.00	578605107	MAYVILLE ENGINEERING CO INC	17,208.66	0.00	29,068.00	0.00	11,859.34
11-FEB-21	05-DEC-24	761.00	578605107	MAYVILLE ENGINEERING CO INC	7,574.20	0.00	12,793.96	0.00	5,219.76
17-FEB-21	05-DEC-24	878.00	BMVB566	LOOMIS AB	23,575.39	0.00	27,771.23	0.00	4,195.84
26-FEB-21	05-DEC-24	319.00	057665200	BALCHEM CORP	37,702.43	0.00	56,261.27	0.00	18,558.84
10-MAR-21	05-DEC-24	1,049.00	BMVB566	LOOMIS AB	28,166.95	0.00	33,179.98	0.00	5,013.03
28-APR-21	05-DEC-24	1,224.00	124805102	CBIZ INC	38,784.48	0.00	98,275.29	0.00	59,490.81
06-MAY-21	05-DEC-24	774.00	67000B104	NOVANTA INC	104,904.78	0.00	128,675.85	0.00	23,771.07
07-MAY-21	05-DEC-24	148.00	67000B104	NOVANTA INC	20,059.31	0.00	24,604.69	0.00	4,545.38
07-MAY-21	05-DEC-24	777.00	09227Q100	BLACKBAUD INC	49,945.81	0.00	62,774.03	0.00	12,828.22
09-JUN-21	05-DEC-24	4,791.00	B0PYHC7	LANCASHIRE HOLDINGS	37,176.52	0.00	40,598.65	0.00	3,422.13
23-JUN-21	05-DEC-24	1,092.00	BMCQVP1	ELOPAK ASA	3,475.53	0.00	4,484.60	0.00	1,009.07
24-JUN-21	05-DEC-24	3,008.00	BMCQVP1	ELOPAK ASA	9,573.62	0.00	12,353.18	0.00	2,779.56
26-JUL-21	05-DEC-24	202.00	43538H103	HOLLEY INC	1,652.80	0.00	545.89	0.00	-1,106.91

The information contained in this report represents estimated trade date investment calculations. Certain calculations may not be available for all time periods. Please refer to your custody statement for official portfolio holdings and transactions. Note that certain accounting methods may cause differences between this investment report and your custody statement.

Realized Gains/Losses

US Dollar

01 October 2024 to 31 December 2024

Wealth Invest Allspring Small Cap Aktier

Account: XXXXXXXXXXXVEST

Investment Strategy: Global Small Cap Equity

Primary Benchmark: Russell 2000 V thru 12/18/19 & MSCI World Small Cap (Net) 12/19/19



OPEN DATE	CLOSE DATE	QUANTITY	CUSIP	SECURITY	COST BASIS	AMORT. OR ACCRETION	PROCEEDS	SHORT TERM GAIN/LOSS	LONG TERM GAIN/LOSS
29-JUL-21	05-DEC-24	2,389.00	43538H103	HOLLEY INC	19,547.21	0.00	6,456.09	0.00	-13,091.12
30-JUL-21	05-DEC-24	8,460.00	43538H103	HOLLEY INC	69,221.16	0.00	22,862.52	0.00	-46,358.64
05-AUG-21	05-DEC-24	197.00	374689107	GIBRALTAR INDUSTRIES INC	12,042.51	0.00	13,918.16	0.00	1,875.65
06-AUG-21	05-DEC-24	1,909.00	374689107	GIBRALTAR INDUSTRIES INC	116,696.20	0.00	134,871.87	0.00	18,175.67
29-SEP-21	05-DEC-24	4.00	09227Q100	BLACKBAUD INC	257.12	0.00	323.16	0.00	66.04
30-SEP-21	05-DEC-24	660.00	743312100	PROGRESS SOFTWARE CORP COM	28,482.04	0.00	45,302.80	0.00	16,820.76
06-OCT-21	05-DEC-24	423.00	743312100	PROGRESS SOFTWARE CORP COM	18,254.40	0.00	29,034.97	0.00	10,780.57
04-NOV-21	05-DEC-24	1,730.00	95058W100	WENDYS CO/THE	37,313.16	0.00	30,589.88	0.00	-6,723.28
12-NOV-21	05-DEC-24	1,410.00	95058W100	WENDYS CO/THE	30,411.30	0.00	24,931.63	0.00	-5,479.67
15-NOV-21	05-DEC-24	1,822.00	6286611	ANSELL LTD	38,883.74	0.00	39,033.47	0.00	149.73
17-NOV-21	05-DEC-24	1,213.00	6286611	ANSELL LTD	25,886.93	0.00	25,986.61	0.00	99.68
17-DEC-21	05-DEC-24	1,564.00	5638280	VISCOFAN SA	96,724.37	0.00	101,982.28	0.00	5,257.91
28-JAN-22	05-DEC-24	1,965.00	747619104	QUANEX BUILDING PRODUCTS	46,247.97	0.00	57,283.08	0.00	11,035.11
31-JAN-22	05-DEC-24	818.00	747619104	QUANEX BUILDING PRODUCTS	19,252.33	0.00	23,846.08	0.00	4,593.75
17-MAR-22	05-DEC-24	380.00	84790A105	SPECTRUM BRANDS HOLDINGS INC	30,792.16	0.00	36,198.75	0.00	5,406.59
17-MAR-22	05-DEC-24	156.00	126402106	CSW INDUSTRIALS INC	18,961.74	0.00	63,947.70	0.00	44,985.96
04-APR-22	05-DEC-24	683.00	84790A105	SPECTRUM BRANDS HOLDINGS INC	55,344.86	0.00	65,062.48	0.00	9,717.62
06-MAY-22	05-DEC-24	500.00	BP8JT73	ATS CORP	14,486.51	0.00	16,381.95	0.00	1,895.44
09-MAY-22	05-DEC-24	3,004.00	G6564A105	NOMAD FOODS LTD	52,404.39	0.00	53,236.91	0.00	832.52

The information contained in this report represents estimated trade date investment calculations. Certain calculations may not be available for all time periods. Please refer to your custody statement for official portfolio holdings and transactions. Note that certain accounting methods may cause differences between this investment report and your custody statement.

Realized Gains/Losses

US Dollar

01 October 2024 to 31 December 2024

Wealth Invest Allspring Small Cap Aktier

Account: XXXXXXXXXXXVEST

Investment Strategy: Global Small Cap Equity

Primary Benchmark: Russell 2000 V thru 12/18/19 & MSCI World Small Cap (Net) 12/19/19



OPEN DATE	CLOSE DATE	QUANTITY	CUSIP	SECURITY	COST BASIS	AMORT. OR ACCRETION	PROCEEDS	SHORT TERM GAIN/LOSS	LONG TERM GAIN/LOSS
13-JUL-22	05-DEC-24	1,002.00	194014502	ENOVIS CORP	58,150.19	0.00	47,966.91	0.00	-10,183.28
15-JUL-22	05-DEC-24	74.00	194014502	ENOVIS CORP	4,294.53	0.00	3,542.47	0.00	-752.06
29-JUL-22	05-DEC-24	567.00	410867105	HANOVER INSURANCE GROUP INC/THE	76,917.80	0.00	93,128.59	0.00	16,210.79
08-AUG-22	05-DEC-24	387.00	48123V102	ZIFF DAVIS INC	33,683.38	0.00	22,334.12	0.00	-11,349.26
12-AUG-22	05-DEC-24	137.00	48123V102	ZIFF DAVIS INC	11,924.09	0.00	7,906.39	0.00	-4,017.70
24-AUG-22	05-DEC-24	110.00	44930G107	ICU MED INC COM	21,468.89	0.00	17,120.20	0.00	-4,348.69
28-SEP-22	05-DEC-24	526.00	04041L106	ARIS WATER SOLUTION INC	6,959.27	0.00	13,519.14	0.00	6,559.87
29-SEP-22	05-DEC-24	127.00	466032109	J & J SNACK FOODS CORP	18,793.39	0.00	21,413.19	0.00	2,619.80
03-OCT-22	05-DEC-24	187.00	466032109	J & J SNACK FOODS CORP	27,672.16	0.00	31,529.66	0.00	3,857.50
06-OCT-22	05-DEC-24	348.00	466032109	J & J SNACK FOODS CORP	51,496.84	0.00	58,675.52	0.00	7,178.68
07-OCT-22	05-DEC-24	116.00	466032109	J & J SNACK FOODS CORP	17,165.61	0.00	19,558.51	0.00	2,392.90
30-NOV-22	05-DEC-24	851.00	104674106	BRADY CORP	43,940.36	0.00	63,961.52	0.00	20,021.16
31-JAN-23	05-DEC-24	627.00	127203107	CACTUS INC	29,012.00	0.00	41,495.28	0.00	12,483.28
31-JAN-23	05-DEC-24	563.00	440327104	HORACE MANN EDUCTR CP COM	18,346.34	0.00	23,399.04	0.00	5,052.70
06-FEB-23	05-DEC-24	454.00	127203107	CACTUS INC	21,007.10	0.00	30,046.02	0.00	9,038.92
17-NOV-23	05-DEC-24	3,480.00	BCT5FD7	STEADFAST GROUP LTD	12,293.13	0.00	13,326.97	0.00	1,033.84
06-DEC-23	05-DEC-24	611.00	88076W103	TERADATA CORP	25,976.90	0.00	19,748.50	-6,228.40	0.00
14-DEC-23	05-DEC-24	142.00	88076W103	TERADATA CORP	6,037.18	0.00	4,589.67	-1,447.51	0.00
24-JAN-24	05-DEC-24	305.00	553498106	MSA SAFETY INC	52,200.31	0.00	52,901.54	701.23	0.00

The information contained in this report represents estimated trade date investment calculations. Certain calculations may not be available for all time periods. Please refer to your custody statement for official portfolio holdings and transactions. Note that certain accounting methods may cause differences between this investment report and your custody statement.

Realized Gains/Losses

US Dollar

01 October 2024 to 31 December 2024

Wealth Invest Allspring Small Cap Aktier

Account: XXXXXXXXXXXVEST

Investment Strategy: Global Small Cap Equity

Primary Benchmark: Russell 2000 V thru 12/18/19 & MSCI World Small Cap (Net) 12/19/19



OPEN DATE	CLOSE DATE	QUANTITY	CUSIP	SECURITY	COST BASIS	AMORT. OR ACCRETION	PROCEEDS	SHORT TERM GAIN/LOSS	LONG TERM GAIN/LOSS
25-JAN-24	05-DEC-24	93.00	553498106	MSA SAFETY INC	15,916.81	0.00	16,130.64	213.83	0.00
04-MAR-24	05-DEC-24	20.00	942749102	WATTS WATER TECHNOLOGIES INC	3,974.84	0.00	4,308.53	333.69	0.00
05-MAR-24	05-DEC-24	137.00	942749102	WATTS WATER TECHNOLOGIES INC	27,227.67	0.00	29,513.44	2,285.77	0.00
05-MAR-24	05-DEC-24	2.00	942749102	WATTS WATER TECHNOLOGIES INC	397.48	0.00	430.85	33.37	0.00
18-MAR-24	05-DEC-24	226.00	747316107	QUAKER CHEMICAL CORP	42,806.92	0.00	34,869.14	-7,937.78	0.00
18-MAR-24	05-DEC-24	329.00	747316107	QUAKER CHEMICAL CORP	62,316.27	0.00	50,760.82	-11,555.45	0.00
05-APR-24	05-DEC-24	35.00	553530106	MSC INDL DIRECT INC CL A	3,243.26	0.00	2,916.91	-326.35	0.00
05-APR-24	05-DEC-24	545.00	553530106	MSC INDL DIRECT INC CL A	50,502.20	0.00	45,420.40	-5,081.80	0.00
03-MAY-24	05-DEC-24	1,464.00	B019M65	AZIMUT HOLDING SPA	38,460.00	0.00	37,148.86	-1,311.14	0.00
17-MAY-24	05-DEC-24	330.00	5932409	BECHTLE AG	14,927.73	0.00	11,209.59	-3,718.15	0.00
17-MAY-24	05-DEC-24	206.00	5932409	BECHTLE AG	9,318.52	0.00	6,997.50	-2,321.03	0.00
20-MAY-24	05-DEC-24	85.00	5932409	BECHTLE AG	3,845.02	0.00	2,887.32	-957.71	0.00
30-MAY-24	05-DEC-24	170.00	16359R103	CHEMED CORP	94,740.01	0.00	94,521.20	-218.81	0.00
30-MAY-24	05-DEC-24	414.00	74112D101	PRESTIGE CONSUMER HEALTHCARE INC	27,875.12	0.00	35,467.43	7,592.31	0.00
10-JUN-24	05-DEC-24	570.00	047649108	ATKORE INC	71,110.99	0.00	51,396.90	-19,714.09	0.00
13-JUN-24	05-DEC-24	274.00	011311107	ALAMO GROUP INC	48,041.47	0.00	53,626.47	5,585.00	0.00
14-JUN-24	05-DEC-24	536.00	88146M101	TERRENO REALTY CORP	32,536.78	0.00	32,037.17	-499.61	0.00
24-JUN-24	05-DEC-24	243.00	947890109	WEBSTER FINL CORP CONN COM	10,745.28	0.00	14,548.61	3,803.33	0.00
25-JUN-24	05-DEC-24	665.00	947890109	WEBSTER FINL CORP CONN COM	29,405.80	0.00	39,814.11	10,408.31	0.00

The information contained in this report represents estimated trade date investment calculations. Certain calculations may not be available for all time periods. Please refer to your custody statement for official portfolio holdings and transactions. Note that certain accounting methods may cause differences between this investment report and your custody statement.

Realized Gains/Losses

US Dollar

01 October 2024 to 31 December 2024

Wealth Invest Allspring Small Cap Aktier

Account: XXXXXXXXXXXVEST

Investment Strategy: Global Small Cap Equity

Primary Benchmark: Russell 2000 V thru 12/18/19 & MSCI World Small Cap (Net) 12/19/19



OPEN DATE	CLOSE DATE	QUANTITY	CUSIP	SECURITY	COST BASIS	AMORT. OR ACCRETION	PROCEEDS	SHORT TERM GAIN/LOSS	LONG TERM GAIN/LOSS
25-JUN-24	05-DEC-24	180.00	947890109	WEBSTER FINL CORP CONN COM	7,959.47	0.00	10,776.75	2,817.28	0.00
02-JUL-24	05-DEC-24	1,200.00	388689101	GRAPHIC PACKAGING HOLDING CO	32,896.17	0.00	35,042.03	2,145.86	0.00
02-JUL-24	05-DEC-24	1,932.00	388689101	GRAPHIC PACKAGING HOLDING CO	52,962.83	0.00	56,417.66	3,454.83	0.00
23-SEP-24	05-DEC-24	12,450.00	B4WFW71	LONDONMETRIC PROPERTY PLC	33,294.92	0.00	30,004.12	-3,290.80	0.00
26-SEP-24	05-DEC-24	1,196.00	023576101	AMERANT BANCORP INC	23,825.08	0.00	30,117.44	6,292.36	0.00
11-OCT-24	05-DEC-24	934.00	G39108108	GATES INDUSTRIAL CORP PLC	17,175.25	0.00	21,409.02	4,233.77	0.00
11-OCT-24	05-DEC-24	450.00	B14NJ71	AMPLIFON SPA	12,623.43	0.00	11,494.03	-1,129.39	0.00
11-OCT-24	05-DEC-24	505.00	B14NJ71	AMPLIFON SPA	14,166.29	0.00	12,898.87	-1,267.42	0.00
14-OCT-24	05-DEC-24	1,285.00	G39108108	GATES INDUSTRIAL CORP PLC	23,629.76	0.00	29,454.59	5,824.83	0.00
15-OCT-24	05-DEC-24	417.00	G39108108	GATES INDUSTRIAL CORP PLC	7,668.18	0.00	9,558.42	1,890.24	0.00
14-NOV-24	05-DEC-24	1,500.00	BP38QJ6	SHIZUOKA FINANCIAL GROUP INC	12,997.55	0.00	13,489.66	492.11	0.00
21-NOV-24	05-DEC-24	546.00	7169517	DE' LONGHI SPA	15,926.42	0.00	16,743.57	817.16	0.00
22-NOV-24	05-DEC-24	4,214.00	BTHXLQ7	VISCOFAN SA - RTS	0.00	0.00	6,525.62	6,525.62	0.00
	05-DEC-24	0.00	CASH	SWEDISH KRONA CASH ACCOUNT	75,755.75	0.00	75,702.09	-53.66	0.00
	05-DEC-24	0.00	CASH	NORWEGIAN KRONE CASH ACCOUNT	46,375.04	0.00	46,370.11	-4.93	0.00
	05-DEC-24	0.00	CASH	SWISS FRANC CASH ACCOUNT	48,148.98	0.00	48,122.81	-26.17	0.00
	05-DEC-24	0.00	CASH	CANADIAN DOLLAR CASH ACCOUNT	16,382.01	0.00	16,395.04	13.03	0.00
	05-DEC-24	0.00	CASH	EUROPEAN MONETARY UNION CASH ACCOUNT	480,628.94	0.00	480,494.84	-134.10	0.00
	05-DEC-24	0.00	CASH	JAPANESE YEN CASH ACCOUNT	466,852.71	0.00	464,951.93	-1,900.78	0.00

The information contained in this report represents estimated trade date investment calculations. Certain calculations may not be available for all time periods. Please refer to your custody statement for official portfolio holdings and transactions. Note that certain accounting methods may cause differences between this investment report and your custody statement.

Realized Gains/Losses

US Dollar

01 October 2024 to 31 December 2024

Wealth Invest Allspring Small Cap Aktier

Account: XXXXXXXXXXXVEST

Investment Strategy: Global Small Cap Equity

Primary Benchmark: Russell 2000 V thru 12/18/19 & MSCI World Small Cap (Net) 12/19/19



OPEN DATE	CLOSE DATE	QUANTITY	CUSIP	SECURITY	COST BASIS	AMORT. OR ACCRETION	PROCEEDS	SHORT TERM GAIN/LOSS	LONG TERM GAIN/LOSS
	05-DEC-24	0.00	CASH	EUROPEAN MONETARY UNION CASH ACCOUNT	6,525.30	0.00	6,525.19	-0.11	0.00
	05-DEC-24	0.00	CASH	AUSTRALIAN DOLLAR CASH ACCOUNT	78,723.70	0.00	78,316.18	-407.52	0.00
	05-DEC-24	0.00	CASH	DANISH KRONE CASH ACCOUNT	4,279.13	0.00	4,294.33	15.20	0.00
	05-DEC-24	0.00	CASH	BRITISH POUND CASH ACCOUNT	281,804.15	0.00	281,897.10	92.95	0.00
	06-DEC-24	0.00	CASH	DANISH KRONE CASH ACCOUNT	4,646,540.51	0.00	4,658,326.69	11,786.18	0.00
	09-DEC-24	0.00	CASH	DANISH KRONE CASH ACCOUNT	198,699.98	0.00	198,179.98	-520.00	0.00
	10-DEC-24	0.00	CASH	DANISH KRONE CASH ACCOUNT	24.85	0.00	24.65	-0.20	0.00
	10-DEC-24	0.00	CASH	DANISH KRONE CASH ACCOUNT	103.82	0.00	102.97	-0.85	0.00
06-OCT-21	11-DEC-24	499.00	743312100	PROGRESS SOFTWARE CORP COM	21,534.15	0.00	34,599.30	0.00	13,065.15
04-NOV-21	11-DEC-24	456.00	743312100	PROGRESS SOFTWARE CORP COM	19,678.50	0.00	31,617.79	0.00	11,939.29
26-NOV-21	11-DEC-24	166.00	743312100	PROGRESS SOFTWARE CORP COM	7,163.66	0.00	11,509.99	0.00	4,346.33
26-NOV-21	11-DEC-24	417.00	743312100	PROGRESS SOFTWARE CORP COM	17,995.47	0.00	28,891.04	0.00	10,895.57
	13-DEC-24	0.00	CASH	DANISH KRONE CASH ACCOUNT	1,064.29	0.00	1,062.62	-1.67	0.00
	13-DEC-24	0.00	CASH	DANISH KRONE CASH ACCOUNT	114.10	0.00	113.92	-0.18	0.00
26-NOV-21	16-DEC-24	523.00	743312100	PROGRESS SOFTWARE CORP COM	22,569.86	0.00	36,116.18	0.00	13,546.32
	16-DEC-24	0.00	CASH	DANISH KRONE CASH ACCOUNT	391,002.91	0.00	390,999.27	-3.64	0.00
20-OCT-22	18-DEC-24	228.00	114340102	AZENTA INC	14,476.88	0.00	11,422.48	0.00	-3,054.40
26-JAN-23	18-DEC-24	743.00	114340102	AZENTA INC	47,176.85	0.00	37,223.26	0.00	-9,953.59
26-JAN-23	18-DEC-24	711.00	114340102	AZENTA INC	45,145.01	0.00	35,662.55	0.00	-9,482.46

The information contained in this report represents estimated trade date investment calculations. Certain calculations may not be available for all time periods. Please refer to your custody statement for official portfolio holdings and transactions. Note that certain accounting methods may cause differences between this investment report and your custody statement.

Realized Gains/Losses

US Dollar

01 October 2024 to 31 December 2024

Wealth Invest Allspring Small Cap Aktier

Account: XXXXXXXXXXXVEST

Investment Strategy: Global Small Cap Equity

Primary Benchmark: Russell 2000 V thru 12/18/19 & MSCI World Small Cap (Net) 12/19/19



OPEN DATE	CLOSE DATE	QUANTITY	CUSIP	SECURITY	COST BASIS	AMORT. OR ACCRETION	PROCEEDS	SHORT TERM GAIN/LOSS	LONG TERM GAIN/LOSS
26-JAN-23	18-DEC-24	314.00	114340102	AZENTA INC	19,937.46	0.00	15,784.34	0.00	-4,153.12
01-FEB-23	18-DEC-24	895.00	114340102	AZENTA INC	56,828.11	0.00	44,990.40	0.00	-11,837.71
13-FEB-23	18-DEC-24	269.00	114340102	AZENTA INC	17,080.18	0.00	13,522.26	0.00	-3,557.92
13-FEB-23	18-DEC-24	699.00	114340102	AZENTA INC	44,383.07	0.00	34,928.05	0.00	-9,455.02
13-AUG-24	18-DEC-24	241.00	346375108	FORMFACTOR INC	10,305.28	0.00	11,893.31	1,588.03	0.00
03-SEP-24	18-DEC-24	131.00	346375108	FORMFACTOR INC	5,601.62	0.00	6,464.83	863.21	0.00
03-SEP-24	18-DEC-24	129.00	346375108	FORMFACTOR INC	5,516.10	0.00	6,481.88	965.78	0.00
03-SEP-24	18-DEC-24	1,773.00	346375108	FORMFACTOR INC	75,814.36	0.00	89,088.11	13,273.75	0.00
	18-DEC-24	0.00	CASH	DANISH KRONE CASH ACCOUNT	401.37	0.00	401.36	-0.02	0.00
	18-DEC-24	0.00	CASH	DANISH KRONE CASH ACCOUNT	-1,005.82	0.00	-1,002.30	3.53	0.00
	19-DEC-24	0.00	CASH	DANISH KRONE CASH ACCOUNT	1,146.25	0.00	1,148.14	1.89	0.00
	19-DEC-24	0.00	CASH	DANISH KRONE CASH ACCOUNT	1,192.10	0.00	1,194.07	1.97	0.00
	19-DEC-24	0.00	CASH	DANISH KRONE CASH ACCOUNT	-3,107.66	0.00	-3,075.03	32.64	0.00
	19-DEC-24	0.00	CASH	EUROPEAN MONETARY UNION CASH ACCOUNT	34,934.98	0.00	34,752.56	-182.42	0.00
21-JAN-21	20-DEC-24	413.00	B1Y47Y7	GERRESHEIMER AG	38,274.92	0.00	29,017.98	0.00	-9,256.94
21-JAN-21	20-DEC-24	198.00	B1Y47Y7	GERRESHEIMER AG	18,349.72	0.00	14,000.33	0.00	-4,349.38
23-FEB-21	20-DEC-24	226.00	B1Y47Y7	GERRESHEIMER AG	20,944.63	0.00	15,980.18	0.00	-4,964.45
15-MAR-21	20-DEC-24	674.00	B1Y47Y7	GERRESHEIMER AG	62,463.18	0.00	47,657.70	0.00	-14,805.48
	20-DEC-24	0.00	CASH	EUROPEAN MONETARY UNION CASH ACCOUNT	-16,030.25	0.00	-15,980.18	50.07	0.00

The information contained in this report represents estimated trade date investment calculations. Certain calculations may not be available for all time periods. Please refer to your custody statement for official portfolio holdings and transactions. Note that certain accounting methods may cause differences between this investment report and your custody statement.

Realized Gains/Losses

US Dollar

01 October 2024 to 31 December 2024

Wealth Invest Allspring Small Cap Aktier

Account: XXXXXXXXXXXVEST

Investment Strategy: Global Small Cap Equity

Primary Benchmark: Russell 2000 V thru 12/18/19 & MSCI World Small Cap (Net) 12/19/19



OPEN DATE	CLOSE DATE	QUANTITY	CUSIP	SECURITY	COST BASIS	AMORT. OR ACCRETION	PROCEEDS	SHORT TERM GAIN/LOSS	LONG TERM GAIN/LOSS
	20-DEC-24	0.00	CASH	EUROPEAN MONETARY UNION CASH ACCOUNT	-18,251.39	0.00	-18,194.37	57.01	0.00
	20-DEC-24	0.00	CASH	EUROPEAN MONETARY UNION CASH ACCOUNT	-29,108.91	0.00	-29,017.98	90.93	0.00
	20-DEC-24	0.00	CASH	EUROPEAN MONETARY UNION CASH ACCOUNT	5,881.21	0.00	5,880.09	-1.12	0.00
	20-DEC-24	0.00	CASH	EUROPEAN MONETARY UNION CASH ACCOUNT	-14,044.21	0.00	-14,000.33	43.87	0.00
	23-DEC-24	0.00	CASH	DANISH KRONE CASH ACCOUNT	145.99	0.00	146.45	0.46	0.00
	23-DEC-24	0.00	CASH	DANISH KRONE CASH ACCOUNT	3,154.00	0.00	3,151.82	-2.17	0.00
05-APR-21	26-DEC-24	5,956.00	H33700107	GLOBAL BLUE GROUP HOLDING AG	71,028.71	0.00	40,628.31	0.00	-30,400.40
05-APR-21	27-DEC-24	8,279.00	H33700107	GLOBAL BLUE GROUP HOLDING AG	98,731.81	0.00	55,384.96	0.00	-43,346.85
14-APR-21	27-DEC-24	4,744.00	H33700107	GLOBAL BLUE GROUP HOLDING AG	56,574.92	0.00	31,915.33	0.00	-24,659.59
14-APR-21	27-DEC-24	1,021.00	H33700107	GLOBAL BLUE GROUP HOLDING AG	12,176.01	0.00	6,830.30	0.00	-5,345.71
	27-DEC-24	0.00	CASH	DANISH KRONE CASH ACCOUNT	10.87	0.00	10.90	0.03	0.00
	27-DEC-24	0.00	CASH	DANISH KRONE CASH ACCOUNT	920.53	0.00	922.96	2.43	0.00
	30-DEC-24	0.00	CASH	DANISH KRONE CASH ACCOUNT	6.16	0.00	6.15	-0.01	0.00
	30-DEC-24	0.00	CASH	DANISH KRONE CASH ACCOUNT	2.79	0.00	2.78	0.00	0.00
	30-DEC-24	0.00	CASH	SWISS FRANC CASH ACCOUNT	2.87	0.00	2.78	-0.09	0.00
	30-DEC-24	0.00	CASH	DANISH KRONE CASH ACCOUNT	216.33	0.00	216.12	-0.21	0.00
	30-DEC-24	0.00	CASH	AUSTRALIAN DOLLAR CASH ACCOUNT	2.90	0.00	2.79	-0.11	0.00
	30-DEC-24	0.00	CASH	DANISH KRONE CASH ACCOUNT	33.58	0.00	33.54	-0.04	0.00
	30-DEC-24	0.00	CASH	JAPANESE YEN CASH ACCOUNT	2.96	0.00	2.81	-0.15	0.00

The information contained in this report represents estimated trade date investment calculations. Certain calculations may not be available for all time periods. Please refer to your custody statement for official portfolio holdings and transactions. Note that certain accounting methods may cause differences between this investment report and your custody statement.

Realized Gains/Losses

US Dollar

01 October 2024 to 31 December 2024

Wealth Invest Allspring Small Cap Aktier

Account: XXXXXXXXXXXVEST

Investment Strategy: Global Small Cap Equity

Primary Benchmark: Russell 2000 V thru 12/18/19 & MSCI World Small Cap (Net) 12/19/19



OPEN DATE	CLOSE DATE	QUANTITY	CUSIP	SECURITY	COST BASIS	AMORT. OR ACCRETION	PROCEEDS	SHORT TERM GAIN/LOSS	LONG TERM GAIN/LOSS
	30-DEC-24	0.00	CASH	SWEDISH KRONA CASH ACCOUNT	2.83	0.00	2.79	-0.04	0.00
	30-DEC-24	0.00	CASH	CANADIAN DOLLAR CASH ACCOUNT	2.87	0.00	2.80	-0.07	0.00
	30-DEC-24	0.00	CASH	DANISH KRONE CASH ACCOUNT	4,015.85	0.00	4,011.64	-4.21	0.00
	30-DEC-24	0.00	CASH	EUROPEAN MONETARY UNION CASH ACCOUNT	33.46	0.00	33.40	-0.06	0.00
	30-DEC-24	0.00	CASH	DANISH KRONE CASH ACCOUNT	4,052.07	0.00	4,048.13	-3.95	0.00
	30-DEC-24	0.00	CASH	NORWEGIAN KRONE CASH ACCOUNT	2.88	0.00	2.79	-0.08	0.00
	30-DEC-24	0.00	CASH	BRITISH POUND CASH ACCOUNT	2.83	0.00	2.78	-0.05	0.00
TOTAL GAINS								185,442.21	1,984,608.96
TOTAL LOSSES								-130,174.44	-1,225,450.09
TOTAL					28,793,715.59	0.00	29,608,142.22	55,267.77	759,158.87
TOTAL REALIZED GAIN/LOSS		814,426.64							

The information contained in this report represents estimated trade date investment calculations. Certain calculations may not be available for all time periods. Please refer to your custody statement for official portfolio holdings and transactions. Note that certain accounting methods may cause differences between this investment report and your custody statement.