

Monthly Report



INVESTMENT STRATEGY
GLOBAL SMALL CAP EQUITY

Wealth Invest Allspring Small Cap Aktier

28 February 2025

The information contained in this report represents estimated trade date investment calculations. Certain calculations may not be available for all time periods. Please refer to your custody statement for official portfolio holdings and transactions. Note that certain accounting methods may cause differences between this investment report and your custody statement.

Allspring Global Investments™ is the trade name for the asset management firms of Allspring Global Investments Holdings, LLC, a holding company indirectly owned by certain private funds of GTCR LLC and Reverence Capital Partners, L.P. These firms include but are not limited to Allspring Global Investments, LLC, and Allspring Funds Management, LLC. Certain products managed by Allspring entities are distributed by Allspring Funds Distributor, LLC (a broker-dealer and Member FINRA/SIPC).

Portfolio Overview

US Dollar

31 January 2025 to 28 February 2025

Wealth Invest Allspring Small Cap Aktier

Account: XXXXXXXXXXXVEST

Investment Strategy: Global Small Cap Equity

Primary Benchmark: Russell 2000 V thru 12/18/19 & MSCI World Small Cap (Net) 12/19/19



Change in portfolio value

MARKET VALUE

Beginning value	69,017,617.02
Net contributions/withdrawals/expenses	497,243.14
Realized gain/loss	141,354.40
Unrealized gain/loss	-1,441,207.87
Income received	77,450.85
Ending value	68,292,457.55

Asset class

MARKET VALUE

% OF ASSETS

Cash and cash equivalents	3,001,975.42	4.40
Equity	65,290,482.13	95.60
Total	68,292,457.55	100.00

The information contained in this report represents estimated trade date investment calculations. Certain calculations may not be available for all time periods. Please refer to your custody statement for official portfolio holdings and transactions. Note that certain accounting methods may cause differences between this investment report and your custody statement.

Performance Overview

US Dollar

28 February 2025

Wealth Invest Allspring Small Cap Aktier

Account: XXXXXXXXXXXVEST

Investment Strategy: Global Small Cap Equity

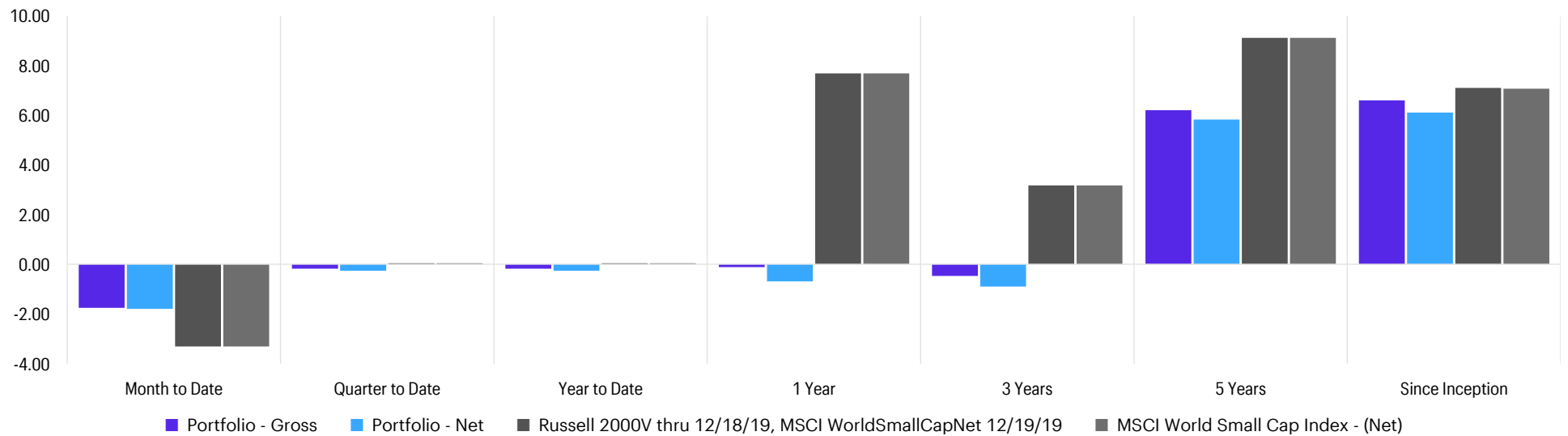
Primary Benchmark: Russell 2000 V thru 12/18/19 & MSCI World Small Cap (Net) 12/19/19



Performance history (%)

	MONTH TO DATE	QUARTER TO DATE	YEAR TO DATE	1 YEAR	3 YEARS	5 YEARS	SINCE INCEPTION (21-Jul-15)
Portfolio - Gross	-1.76	-0.17	-0.17	-0.12	-0.47	6.21	6.60
Portfolio - Net	-1.80	-0.27	-0.27	-0.70	-0.90	5.82	6.11
Russell 2000V thru 12/18/19, MSCI WorldSmallCapNet 12/19/19	-3.31	0.04	0.04	7.68	3.18	9.12	7.10
MSCI World Small Cap Index - (Net)	-3.31	0.04	0.04	7.68	3.18	9.12	7.06

Assets Under Management \$68.29m



The information contained in this report represents estimated trade date investment calculations. Certain calculations may not be available for all time periods. Please refer to your custody statement for official portfolio holdings and transactions. Note that certain accounting methods may cause differences between this investment report and your custody statement. All returns greater than one year are annualized.

Portfolio Positioning

US Dollar

28 February 2025

Wealth Invest Allspring Small Cap Aktier

Account: XXXXXXXXXXXVEST

Investment Strategy: Global Small Cap Equity

Primary Benchmark: Russell 2000 V thru 12/18/19 & MSCI World Small Cap (Net) 12/19/19



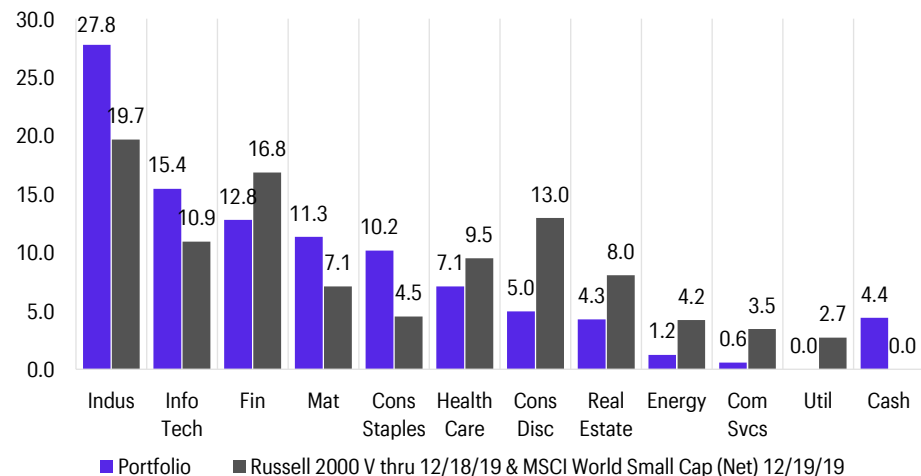
Ten largest company weights (%)¹

COMPANY	SECTOR	COUNTRY	WEIGHT
Innospec Inc.	Mat	United States	3.4
Hanover Insurance Group, Inc.	Fin	United States	2.9
Novanta Inc.	Info Tech	United States	2.8
J&J Snack Foods Corp.	Cons Staples	United States	2.5
Gibraltar Industries, Inc.	Indus	United States	2.5
Spectris plc	Info Tech	United Kingdom	2.4
Chemed Corporation	Health Care	United States	2.2
Viscofan, S.A.	Cons Staples	Spain	2.1
Brady Corporation	Indus	United States	2.0
Graphic Packaging Holding Company...	Mat	United States	2.0
Total			24.7

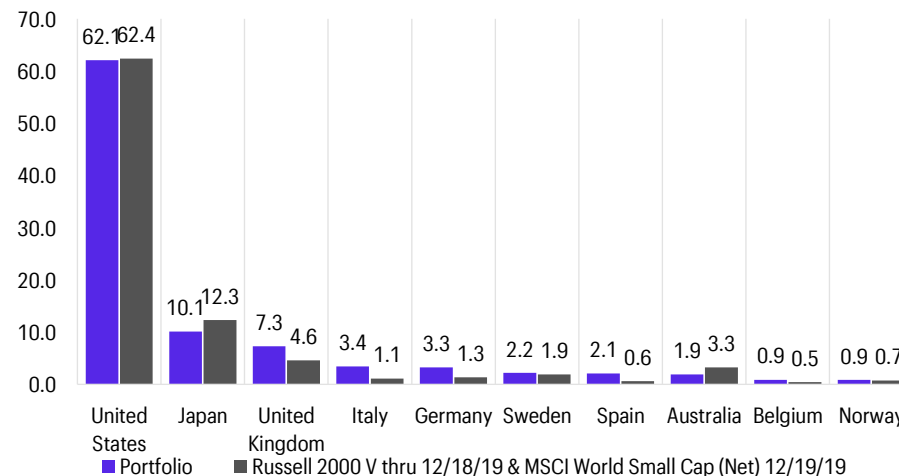
Portfolio characteristics

CHARACTERISTIC	PORTFOLIO	BENCHMARK
Number of Companies	91	3,939
Ten largest company weights	24.7%	2.1%
Weighted average market cap	\$3.7B	\$5.3B
Weighted median market cap	\$3.2B	\$4.2B
Dividend yield (%)	1.9	2
Price/Earnings 1 year EPS forecast	14.5	16.5
Long-Term Growth forecast	9.8	11.7
Return on equity (5 year average)	13.2	13.6
Percent in cash	4.4	0
Price to Book	2	1.9

Sector weights (%)



Country weights (%)



Source: FactSet. Past performance is not indicative of future results. This report is for analytical purposes only and is not a custodial statement. Certain accounting methods may cause differences between this report and your custodial statement so please refer to your custodial statement for official holdings, pricing and transactions. ¹ Ten largest company weights include the underlying ordinary shares and based on market value within the portfolio. The information shown is not intended nor should it be construed to be a recommendation to buy or sell an individual security.

Portfolio Attribution

US Dollar

31 December 2024 to 28 February 2025

Wealth Invest Allspring Small Cap Aktier

Account: XXXXXXXXXXXVEST

Investment Strategy: Global Small Cap Equity

Primary Benchmark: Russell 2000 V thru 12/18/19 & MSCI World Small Cap (Net) 12/19/19



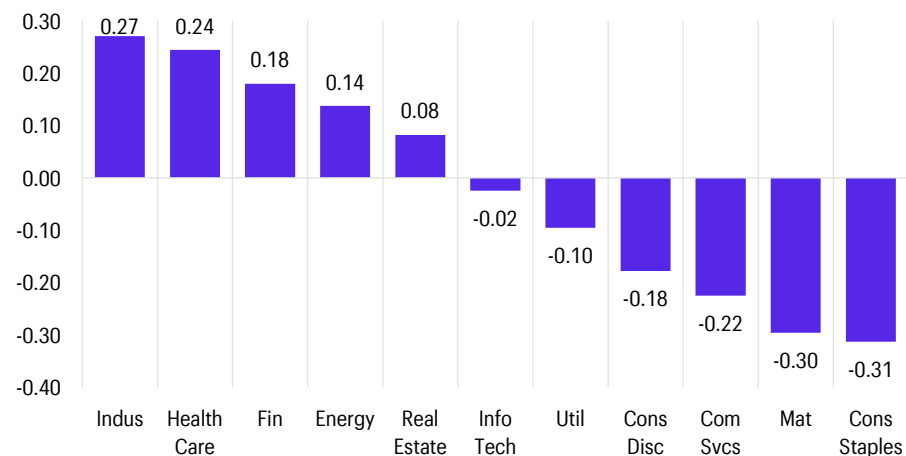
Five largest relative contributors (%)

COMPANY	SECTOR	COUNTRY	RELATIVE CONTRIBUTION
Spectris plc	Info Tech	United Kingdom	0.36
Loomis AB	Indus	Sweden	0.32
Gibraltar Industries, Inc.	Indus	United States	0.29
Hanover Insurance Group, Inc.	Fin	United States	0.26
Chemed Corporation	Health Care	United States	0.25

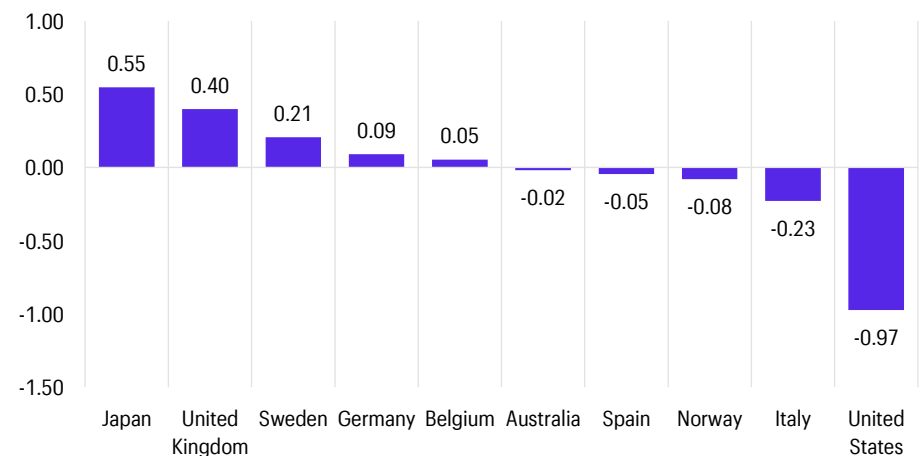
Five largest relative detractors (%)

COMPANY	SECTOR	COUNTRY	RELATIVE CONTRIBUTION
J&J Snack Foods Corp.	Cons Staples	United States	-0.43
Informatica Inc.	Info Tech	United States	-0.42
Quanex Building Products Corporation	Indus	United States	-0.29
Atkore Inc.	Indus	United States	-0.25
Interpump Group S.p.A.	Indus	Italy	-0.24

Sector by relative contribution (%)



Top/bottom five relative country contributors (%)¹



Source: FactSet. Past performance is not indicative of future results. This report is for analytical purposes only and is not a custodial statement. Certain accounting methods may cause differences between this report and your custodial statement so please refer to your custodial statement for official holdings, pricing and transactions. Performance is calculated gross of management fees. Totals may not represent actual performance for the account or benchmark due to differences in pricing and timing. ¹Countries listed are the five largest relative contributors and five largest relative detractors for the time period.

Portfolio Attribution

US Dollar

28 February 2024 to 28 February 2025

Wealth Invest Allspring Small Cap Aktier

Account: XXXXXXXXXXXVEST

Investment Strategy: Global Small Cap Equity

Primary Benchmark: Russell 2000 V thru 12/18/19 & MSCI World Small Cap (Net) 12/19/19



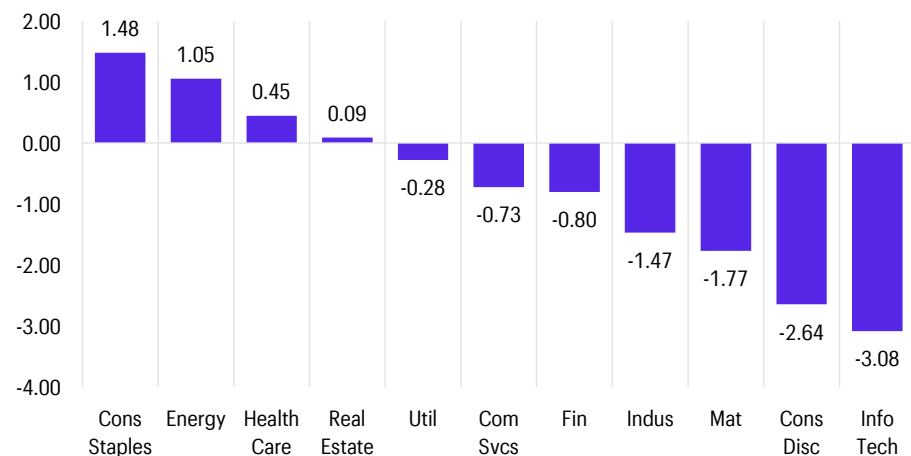
Five largest relative contributors (%)

COMPANY	SECTOR	COUNTRY	RELATIVE CONTRIBUTION
Primo Brands Corporation	Cons Staples	United States	0.96
CSW Industrials, Inc.	Indus	United States	0.79
Britvic plc	Cons Staples	United Kingdom	0.74
Ansell Limited	Health Care	Australia	0.72
Hanover Insurance Group, Inc.	Fin	United States	0.51

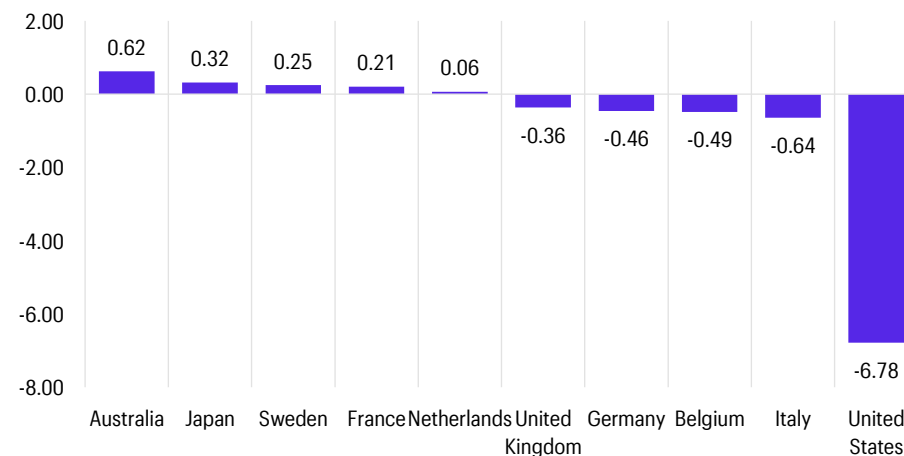
Five largest relative detractors (%)

COMPANY	SECTOR	COUNTRY	RELATIVE CONTRIBUTION
Helen of Troy Limited	Cons Disc	United States	-1.27
Quanex Building Products Corporation	Indus	United States	-1.00
Denny's Corporation	Cons Disc	United States	-0.99
Innospec Inc.	Mat	United States	-0.96
Atkore Inc.	Indus	United States	-0.82

Sector by relative contribution (%)



Top/bottom five relative country contributors (%)¹



Source: FactSet. Past performance is not indicative of future results. This report is for analytical purposes only and is not a custodial statement. Certain accounting methods may cause differences between this report and your custodial statement so please refer to your custodial statement for official holdings, pricing and transactions. Performance is calculated gross of management fees. Totals may not represent actual performance for the account or benchmark due to differences in pricing and timing. ¹Countries listed are the five largest relative contributors and five largest relative detractors for the time period.



Manager Commentary

Global Small Cap February 2025 performance comments

The portfolio outperformed the benchmark, the MSCI World Small Cap Index (Net), for the month of February.

Market sentiment continued to be heavily influenced by developments in the U.S., particularly the uncertainty surrounding trade tariffs. Outside the U.S., elections in Germany and government defense spending dominated headlines. Global small-cap stocks produced a low single-digit negative return with Europe and the Pacific outperforming the U.S. Central banks around the world are on different paths. The U.S. Federal Reserve held interest rates steady, while the Bank of England and European Central Bank cut rates, while the Bank of Japan hiked rates.

The portfolio's performance outpaced its index for the month stemming from positive stock selection by sector and region/country. Given the market dynamics, we expect outperformance in the downturn as we believe that the characteristics of our businesses—strong competitive advantages, sustainable free cash flow generation, and highly flexible balance sheets—will allow our companies to successfully navigate the current macro uncertainty over the long term.

Stock selection in the industrials, health care, and financials sectors contributed the most to relative performance. The largest contributor at the company level was Hanover Insurance Group, Inc., a regional insurance company engaged in providing property and casualty products and services through the independent insurance network. Hanover continues to benefit from industry-wide insurance rates firming, while simultaneously tightening up its underwriting standards to address property catastrophe related weaknesses in key markets. During the month, shares of Hanover outperformed as management reported continued improvement in financial performance and registered limited underwriting losses from the California wildfires. In our view, Hanover is set to deliver relatively consistent and growing results with shares remaining attractive from a reward/risk perspective. In the industrials sector, Loomis AB, is one of the largest cash handling companies in the world. Shares outperformed as management reported much better than expected results led by a meaningful improvement in Europe which has been a drag on results in recent years. Loomis continues to have a strong balance sheet and move its business mix towards less cyclical and more reoccurring businesses. Loomis also continues to return capital to shareholders through a combination of share repurchases as well as a growing dividend, which management raised double digits with its fourth quarter report.

On the negative side, stock selection in communication services and an underweight in the best-performing utilities sector detracted value.

The largest detractor at the relative portfolio level was Informatika, Inc., a provider of an intelligent data management cloud platform; software which connects, manages, and unifies data across any multi-cloud system. The company gave disappointing guidance due to a number of factors including some execution missteps as well as customer caution in anticipation of broader cloud transformations and



Manager Commentary

regulatory changes. Encouragingly, the company saw stronger cloud migrations among existing customers, but this also pressures near-term revenue growth despite a stronger uplift over a longer time. We have confidence that Informatica is uniquely positioned as the only cloud-agnostic provider to solve key data issues for customers such as cloud migrations, digital transformations, and GenAI. While the company's own cloud transformation is not without bumps in the road, the combination of expanding profitability and accelerating free cash flow growth enable management to reinvest in the business and improve shareholder returns. As this is just the beginning of Informatica's transformational journey, we see an attractive reward/risk profile for the stock over the long term. Another detractor, Interpump Group S.p.A., an Italian manufacturer of hydraulics and flow control equipment. Prolonged plant closures of its customers had a negative impact in the last quarter. Management reported weaker than expected results for the full year, primarily driven by weakness in its hydraulic business. Its water jetting division showed growth, although at slower pace, partly compensating for slowdown on overall basis. EBITDA margins dropped by approximately 2% but remained at relatively high levels of around 19%. However, full-year results were below street estimates by few percentage points. The company provided sales guidance of +1% to -5% and will focus on protection of profitability. We believe sales momentum is close to bottoming out and expect marginal improvement in the second part of the year. The net debt level remains low, along with healthy cash flow generation, and restart of M&A could be a positive this year, given Interpump's strong track record.

We believe volatility could increase as investors digest evolving economic challenges, inflation data, geopolitical relations, trade tariffs, and a shift in monetary policies across the globe. The regional differences in economic and inflation data as well as the subsequent monetary policy responses are likely to increase dispersion across regions.

Historically, small cap earnings are more correlated to real GDP growth compared to large cap earnings. We believe that improving sentiment in the U.S., Chinese stimulus, and European Central Bank rate cuts could fuel small caps relative to large. Small caps continue to be under owned with valuations at historic lows relative to large caps.

While policy uncertainty in Europe is at levels last seen during Brexit, such moves have historically been a positive indicator for European outperformance versus the U.S. Additionally, U.S. versus European stock valuations are making record highs on several metrics. We remain overweight Europe as growth headwinds could fade in the coming year and reward/risk valuations remain attractive. Real disposable incomes should help support consumer spending as inflation slows, wages remain firm and import prices have declined considerably. European small-cap companies could be one of the largest beneficiaries as investors begin to discount an economic recovery.

If small caps were to underperform due to fears of recession, rising unemployment or credit spreads widening, our Global Small Cap strategy remains well positioned given our focus on companies with competitive advantages, robust free cash flow, and a high degree of financial flexibility.



Manager Commentary

Public company balance sheets remain in reasonable shape; however, there is a 'debt wall' in 2025 – 2026 when a significant amount of debt will need to be refinanced for both public and private companies. Even as rates come down some, many companies will still be forced to refinance at higher rates than previously. The higher interest expense burden will consume money that was otherwise available for the economic and market catalysts of capital investment, acquisitions, dividends, and stock buybacks. The refinancing of debt will serve as a catalyst for bankruptcies, asset sales and acquisitions. Financial flexibility will be rewarded as companies with well-constructed balance sheets and maturity profiles will be able to play offense with their strategic capital, while others are forced to take defensive measures.

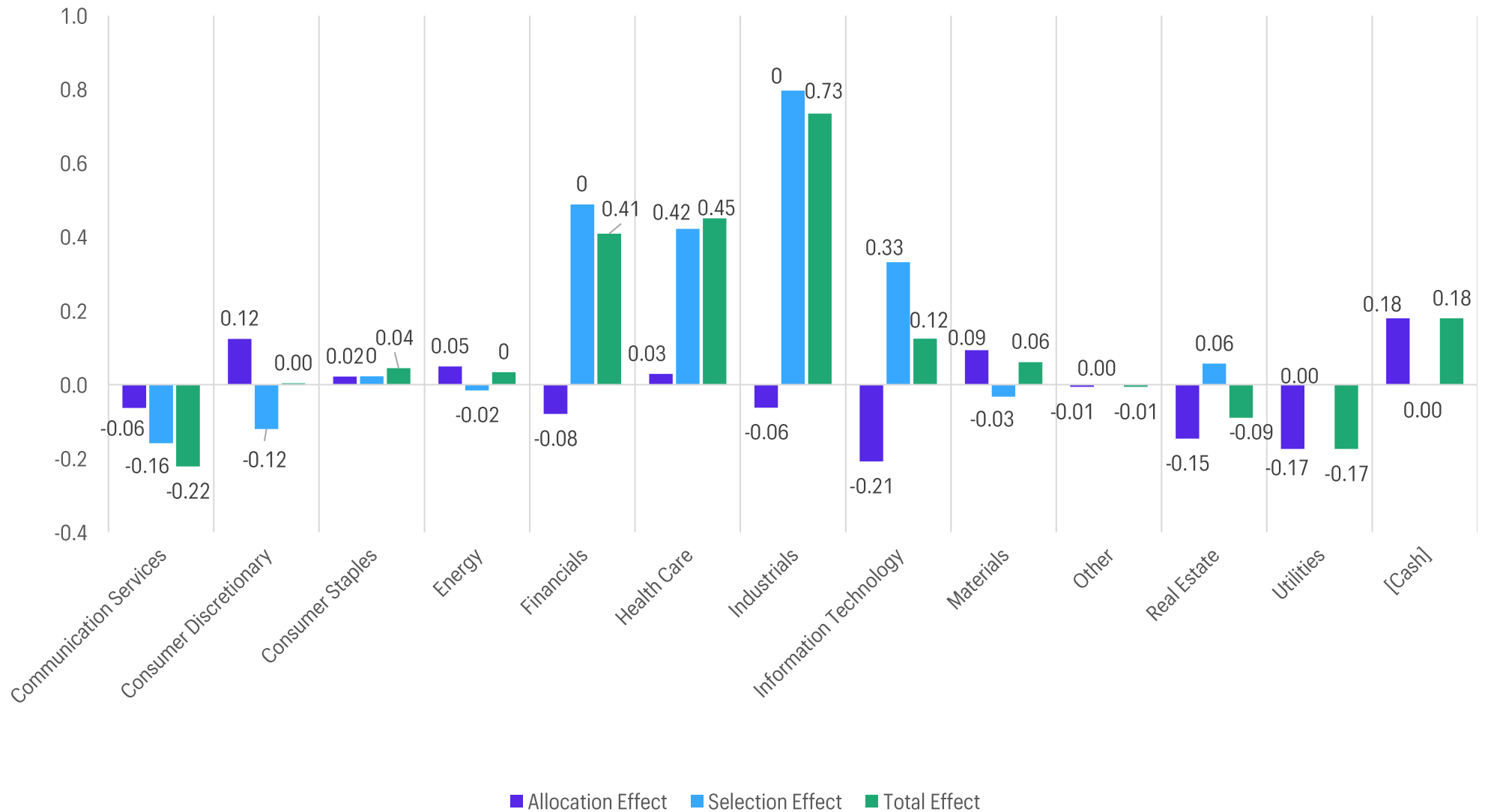
We will continue to execute our process to identify and capitalize on the mispricing of stocks. We believe our strong fundamental analysis, risk management, and active investment process are well suited for taking advantage of new opportunities as the equity market evolves. While macro conditions may worsen, the strong balance sheets and stable cash flows of the companies in our portfolio should support consistent long-term performance. We maintain a favorable outlook for the portfolio over the long term.



Performance Attribution

Sector by relative contribution MTD (%)

As of 28 February 2025



Past performance is not indicative of future results. This report is for analytical purposes only and is not a custodial statement. Certain accounting methods may cause differences between this report and your custodial statement so please refer to your custodial statement for official holdings, pricing and transactions. Source: FactSet - Totals may not represent actual performance for the account or benchmark, as attribution is holdings-based using daily end-of-day prices and is not transactions-based. Benchmark returns are net dividends.

Portfolio Appraisal

US Dollar

28 February 2025

Wealth Invest Allspring Small Cap Aktier

Account: XXXXXXXXXXXVEST

Investment Strategy: Global Small Cap Equity

Primary Benchmark: Russell 2000 V thru 12/18/19 & MSCI World Small Cap (Net) 12/19/19



SECURITY	CUSIP	SEDOL	QUANTITY	PRICE	MARKET VALUE	% ASSETS
Communication Services					391,456.88	0.57
S4 Capital plc	BFZZM64	BFZZM64	245,850.00	0.38	92,868.56	0.14
Ziff Davis, Inc.	48123V102	B75DGJ3	7,272.00	41.06	298,588.32	0.44
Consumer Discretionary					3,386,476.93	4.96
Bapcor Ltd	BLD2CY7	BLD2CY7	16,131.00	3.20	51,659.97	0.08
De'Longhi S.p.A.	7169517	7169517	8,512.00	35.03	298,151.67	0.44
Denny's Corporation	24869P104	2250580	127,943.00	4.97	635,876.71	0.93
Domino's Pizza Group plc	BYN5913	BYN5913	244,970.00	3.66	896,983.66	1.31
Holley Inc.	43538H103	BNT8W10	155,471.00	2.72	422,881.12	0.62
Samarkand Group Plc	BLH1QT3	BLH1QT3	289,998.00	0.04	12,780.28	0.02
Wendy's Company	95058W100	B3NXMJ9	44,671.00	15.50	692,400.50	1.01
Winmark Corporation	974250102	2391092	1,118.00	336.09	375,743.03	0.55
Consumer Staples					6,935,179.72	10.16
Edgewell Personal Care Co.	28035Q102	BX8ZSB4	10,388.00	31.47	326,910.36	0.48
Guardian Pharmacy Services, Inc. Class A	40145W101	BS3D8K7	26,279.00	20.00	525,580.00	0.77
J & J Snack Foods Corp.	466032109	2469171	12,933.00	131.44	1,699,913.52	2.49
Nomad Foods Ltd.	G6564A105	BQFJGK5	45,334.00	18.90	856,812.60	1.25
Primo Brands Corporation Class A	741623102	BNDXX18	26,125.00	33.69	880,151.25	1.29
Spectrum Brands Holdings, Inc.	84790A105	BDRYFB1	16,046.00	77.44	1,242,602.24	1.82
Viscofan, S.A.	5638280	5638280	22,155.00	63.34	1,403,209.75	2.05
Energy					846,577.02	1.24

The information contained in this report represents estimated trade date investment calculations. Certain calculations may not be available for all time periods. Please refer to your custody statement for official portfolio holdings and transactions. Note that certain accounting methods may cause differences between this investment report and your custody statement.

Portfolio Appraisal

US Dollar

28 February 2025

Wealth Invest Allspring Small Cap Aktier

Account: XXXXXXXXXXXVEST

Investment Strategy: Global Small Cap Equity

Primary Benchmark: Russell 2000 V thru 12/18/19 & MSCI World Small Cap (Net) 12/19/19



SECURITY	CUSIP	SEDOL	QUANTITY	PRICE	MARKET VALUE	% ASSETS
Cactus, Inc. Class A	127203107	BF1GM16	16,113.00	52.54	846,577.02	1.24
Financials					8,726,765.65	12.78
Amerant Bancorp Inc. Class A	023576101	BKDSMB5	29,440.00	22.96	675,942.40	0.99
Azimut Holding Spa	B019M65	B019M65	18,214.00	27.08	493,264.50	0.72
Cadence Bank	12740C103	BMCS168	16,902.00	33.16	560,470.32	0.82
Compass Diversified Holdings	20451Q104	B14TC70	17,635.00	21.89	386,030.15	0.57
Global Blue Group Holding AG	H33700107	BMFSGJ3	32,880.00	7.31	240,352.80	0.35
Hanover Insurance Group, Inc.	410867105	2020415	11,531.00	170.53	1,966,381.43	2.88
Horace Mann Educators Corporation	440327104	2437112	8,005.00	42.33	338,851.65	0.50
Lancashire Holdings Limited	B0PYHC7	B0PYHC7	100,537.00	7.78	782,332.95	1.15
Old National Bancorp	680033107	2658441	21,758.00	23.75	516,752.50	0.76
Shizuoka Financial Group, Inc.	BP38QJ6	BP38QJ6	42,500.00	10.09	428,680.45	0.63
Steadfast Group Limited	BCT5FD7	BCT5FD7	123,463.00	3.49	430,710.33	0.63
UMB Financial Corporation	902788108	2918510	2,868.00	110.33	316,426.44	0.46
Voya Financial, Inc.	929089100	BKWQ2N2	9,747.00	72.26	704,318.22	1.03
Webster Financial Corporation	947890109	2945143	15,736.00	56.32	886,251.52	1.30
Health Care					4,845,047.85	7.09
Amplifon SpA	B14NJ71	B14NJ71	17,066.00	25.37	432,889.54	0.63
Ansell Limited	6286611	6286611	37,115.00	21.71	805,952.22	1.18
Chemed Corporation	16359R103	2190084	2,476.00	600.80	1,487,580.80	2.18
Enovis Corporation	194014502	BJLTMX5	16,021.00	38.65	619,211.65	0.91

The information contained in this report represents estimated trade date investment calculations. Certain calculations may not be available for all time periods. Please refer to your custody statement for official portfolio holdings and transactions. Note that certain accounting methods may cause differences between this investment report and your custody statement.

Portfolio Appraisal

US Dollar

28 February 2025

Wealth Invest Allspring Small Cap Aktier

Account: XXXXXXXXXXXVEST

Investment Strategy: Global Small Cap Equity

Primary Benchmark: Russell 2000 V thru 12/18/19 & MSCI World Small Cap (Net) 12/19/19



SECURITY	CUSIP	SEDOL	QUANTITY	PRICE	MARKET VALUE	% ASSETS
ICU Medical, Inc.	44930G107	2451918	1,815.00	146.33	265,588.95	0.39
Prestige Consumer Healthcare Inc	74112D101	B0650P3	12,919.00	84.75	1,094,885.25	1.60
Varex Imaging Corporation	92214X106	BDQYWV1	10,804.00	12.86	138,939.44	0.20
Industrials					18,966,557.67	27.77
AEON Delight Co., Ltd.	6476218	6476218	25,000.00	31.09	777,232.16	1.14
Air Lease Corporation Class A	00912X302	B3XS562	13,486.00	47.92	646,249.12	0.95
Alamo Group Inc.	011311107	2021634	4,432.00	174.98	775,511.36	1.14
Atkore Inc	047649108	BDHF495	8,103.00	61.50	498,334.50	0.73
ATS Corporation	BP8JT73	BP8JT73	6,200.00	29.20	181,022.53	0.27
Bossard Holding AG	BLNN0G8	BLNN0G8	1,936.00	222.78	431,295.10	0.63
Brady Corporation Class A	104674106	2117726	19,232.00	72.47	1,393,743.04	2.04
Bucher Industries AG	B07ZBW6	B07ZBW6	341.00	425.05	144,941.54	0.21
CBIZ, Inc.	124805102	2730781	14,866.00	78.17	1,162,075.22	1.70
CSW Industrials, Inc.	126402106	BYQD1J6	2,445.00	306.09	748,390.05	1.10
Daiseki Co., Ltd.	6263164	6263164	17,540.00	24.22	424,838.25	0.62
Federal Signal Corporation	313855108	2333986	5,067.00	81.28	411,845.76	0.60
Gates Industrial Corporation plc	G39108108	BD9G2S1	33,937.00	21.64	734,396.68	1.08
Gibraltar Industries, Inc.	374689107	2369226	25,585.00	65.71	1,681,190.35	2.46
GVS S.p.A	BMVB793	BMVB793	20,776.00	5.14	106,738.83	0.16
Interpump Group S.p.A.	5161407	5161407	27,016.00	37.92	1,024,403.99	1.50
Kadant Inc.	48282T104	2769978	1,195.00	374.48	447,503.60	0.66

The information contained in this report represents estimated trade date investment calculations. Certain calculations may not be available for all time periods. Please refer to your custody statement for official portfolio holdings and transactions. Note that certain accounting methods may cause differences between this investment report and your custody statement.

Portfolio Appraisal

US Dollar

28 February 2025

Wealth Invest Allspring Small Cap Aktier

Account: XXXXXXXXXXXVEST

Investment Strategy: Global Small Cap Equity

Primary Benchmark: Russell 2000 V thru 12/18/19 & MSCI World Small Cap (Net) 12/19/19



SECURITY	CUSIP	SEDOL	QUANTITY	PRICE	MARKET VALUE	% ASSETS
Krones AG	5523881	5523881	5,649.00	136.24	769,620.13	1.13
Loomis AB	BMVB566	BMVB566	27,293.00	38.64	1,054,590.68	1.54
Mayville Engineering Company, Inc.	578605107	BJLDOY4	35,792.00	14.95	535,090.40	0.78
MEITEC Group Holdings Inc.	6576356	6576356	58,400.00	19.64	1,146,917.95	1.68
MSA Safety, Inc.	553498106	BKM4S16	6,303.00	163.70	1,031,801.10	1.51
MSC Industrial Direct Co., Inc. Class A	553530106	2567655	8,246.00	80.36	662,648.56	0.97
Quanex Building Products Corporation	747619104	B2QXCJ9	39,582.00	19.29	763,536.78	1.12
Taikisha Ltd.	6869959	6869959	12,700.00	29.03	368,708.32	0.54
Watts Water Technologies, Inc. Class A	942749102	2943620	4,865.00	214.58	1,043,931.70	1.53
Information Technology					10,548,559.11	15.45
Atea ASA	B12TR11	B12TR11	32,641.00	11.78	384,370.38	0.56
Barco NV	BMB3BN1	BMB3BN1	51,534.00	11.71	603,484.04	0.88
Bechtle AG	5932409	5932409	22,729.00	34.20	777,223.07	1.14
Blackbaud, Inc.	09227Q100	2458878	15,486.00	66.10	1,023,624.60	1.50
DTS Corporation	6255699	6255699	38,800.00	27.90	1,082,676.93	1.59
FormFactor, Inc.	346375108	2891826	7,234.00	33.30	240,892.20	0.35
Horiba , Ltd.	6437947	6437947	13,800.00	64.37	888,284.28	1.30
Informatica, Inc. Class A	45674M101	BMG95P4	42,741.00	19.16	818,917.56	1.20
Novanta Inc	67000B104	BD8S5H8	13,236.00	144.64	1,914,455.04	2.80
Progress Software Corporation	743312100	2705198	17,798.00	54.64	972,482.72	1.42
Spectris plc	0330860	0330860	45,272.00	36.24	1,640,581.07	2.40

The information contained in this report represents estimated trade date investment calculations. Certain calculations may not be available for all time periods. Please refer to your custody statement for official portfolio holdings and transactions. Note that certain accounting methods may cause differences between this investment report and your custody statement.

Portfolio Appraisal

US Dollar

28 February 2025

Wealth Invest Allspring Small Cap Aktier

Account: XXXXXXXXXXXVEST

Investment Strategy: Global Small Cap Equity

Primary Benchmark: Russell 2000 V thru 12/18/19 & MSCI World Small Cap (Net) 12/19/19



SECURITY	CUSIP	SEDOL	QUANTITY	PRICE	MARKET VALUE	% ASSETS
Teradata Corporation	88076W103	B247H10	8,455.00	23.84	201,567.20	0.30
Materials					7,732,216.25	11.32
Balchem Corp	057665200	2072074	5,109.00	174.03	889,119.27	1.30
Elementis plc	0241854	0241854	133,504.00	1.90	253,833.22	0.37
Elopak ASA	BMCQVP1	BMCQVP1	56,992.00	3.60	205,289.81	0.30
Fuji Seal International, Inc.	6083704	6083704	30,400.00	17.94	545,281.53	0.80
Graphic Packaging Holding Company	388689101	B2Q8249	51,300.00	26.68	1,368,684.00	2.00
Hexpol AB Class B	BXBZB01	BXBZB01	46,282.00	9.78	452,684.19	0.66
Innospec Inc.	45768S105	2245597	22,662.00	103.41	2,343,477.42	3.43
Nihon Parkerizing Co., Ltd.	6640529	6640529	67,600.00	8.55	578,230.20	0.85
Quaker Houghton	747316107	2715186	7,881.00	139.02	1,095,616.62	1.60
Real Estate					2,911,645.05	4.26
Irish Residential Properties REIT PLC	BJ34P51	BJ34P51	248,509.00	1.03	255,348.09	0.37
LondonMetric Property Plc	B4WFW71	B4WFW71	194,067.00	2.35	455,485.78	0.67
ORIX JREIT Inc.	6527774	6527774	593.00	1,130.10	670,147.65	0.98
TAG Immobilien AG	5735631	5735631	46,865.00	14.68	688,203.48	1.01
Terreno Realty Corporation	88146M101	B3N4753	12,422.00	67.82	842,460.04	1.23
Cash					3,001,975.42	4.40
Australia, Dollars	DIVACC_AUD	DIVACC_AUD	10,997.55	0.62	6,838.83	0.01
Australian Dollar	CASH_AUD	CASH_AUD	16,586.22	0.62	10,314.14	0.02
British Pounds	CASH_GBP	CASH_GBP	71,673.31	1.26	90,247.40	0.13

The information contained in this report represents estimated trade date investment calculations. Certain calculations may not be available for all time periods. Please refer to your custody statement for official portfolio holdings and transactions. Note that certain accounting methods may cause differences between this investment report and your custody statement.

Portfolio Appraisal

US Dollar

28 February 2025

Wealth Invest Allspring Small Cap Aktier

Account: XXXXXXXXXXXVEST

Investment Strategy: Global Small Cap Equity

Primary Benchmark: Russell 2000 V thru 12/18/19 & MSCI World Small Cap (Net) 12/19/19



SECURITY	CUSIP	SEDOL	QUANTITY	PRICE	MARKET VALUE	% ASSETS
Canadian Dollar	CASH_CAD_S	CASH_CAD	-2.21	0.69	-1.53	0.00
Danish Krone	CASH_DKK_S	CASH_DKK	-23,059.05	0.14	-3,215.64	0.00
Euro	CASH_EUR	CASH_EUR	5,623.06	1.04	5,847.99	0.01
Euro Member Countries, Euro	DIVACC_EUR	DIVACC_EUR	4,647.12	1.04	4,833.01	0.01
Japan, Yen	DIVACC_JPY	DIVACC_JPY	5,379,565.00	0.01	35,698.36	0.05
Japanese Yen	CASH_JPY	CASH_JPY	13,197,848.00	0.01	87,579.87	0.13
Norwegian Krone	CASH_NOK	CASH_NOK	122,140.71	0.09	10,863.23	0.02
Swedish Krona	CASH_SEK	CASH_SEK	432.48	0.09	40.29	0.00
Swiss Franc	CASH_CHF	CASH_CHF	661.25	1.11	732.89	0.00
U.S. Dollar	CASH_USD	CASH_USD	2,736,266.45	--	2,736,266.45	4.01
United States of America, Dollars	DIVACC_USD	DIVACC_USD	15,930.15	--	15,930.15	0.02
TOTAL PORTFOLIO					68,292,457.55	100.00

The information contained in this report represents estimated trade date investment calculations. Certain calculations may not be available for all time periods. Please refer to your custody statement for official portfolio holdings and transactions. Note that certain accounting methods may cause differences between this investment report and your custody statement.

Transaction Summary

US Dollar

01 February 2025 to 28 February 2025

Wealth Invest Allspring Small Cap Aktier

Account: XXXXXXXXXXXVEST

Investment Strategy: Global Small Cap Equity

Primary Benchmark: Russell 2000 V thru 12/18/19 & MSCI World Small Cap (Net) 12/19/19



Purchases

TRADE DATE	SETTLE DATE	QUANTITY	CUSIP	SECURITY	ADJ UNIT COST	ADJUSTED TOTAL COST
03-FEB-25	04-FEB-25	528.00	CODI	COMPASS DIVERSIFIED	20.78	10,974.32
03-FEB-25	04-FEB-25	80.00	WINA	WINMARK CORP	380.01	30,400.46
04-FEB-25	05-FEB-25	354.00	CODI	COMPASS DIVERSIFIED	20.66	7,311.91
04-FEB-25	05-FEB-25	48.00	WINA	WINMARK CORP	381.71	18,322.08
05-FEB-25	06-FEB-25	153.00	CODI	COMPASS DIVERSIFIED	20.82	3,185.26
05-FEB-25	06-FEB-25	127.00	CODI	COMPASS DIVERSIFIED	20.67	2,624.99
05-FEB-25	06-FEB-25	669.00	PRGS	PROGRESS SOFTWARE CORP COM	57.41	38,409.43
05-FEB-25	06-FEB-25	149.00	PRGS	PROGRESS SOFTWARE CORP COM	57.63	8,587.07
05-FEB-25	06-FEB-25	33.00	WINA	WINMARK CORP	381.35	12,584.70
06-FEB-25	07-FEB-25	948.00	CADE	CADENCE BANK	35.63	33,779.52
06-FEB-25	07-FEB-25	225.00	CODI	COMPASS DIVERSIFIED	20.96	4,715.44
06-FEB-25	07-FEB-25	961.00	VOYA	VOYA FINANCIAL INC	70.96	68,191.02
06-FEB-25	07-FEB-25	53.00	WINA	WINMARK CORP	384.96	20,403.11
07-FEB-25	10-FEB-25	635.00	AMTB	AMERANT BANCORP INC	23.07	14,651.87
07-FEB-25	10-FEB-25	311.00	AMTB	AMERANT BANCORP INC	23.17	7,204.32
07-FEB-25	11-FEB-25	1,315.00	B14NJ71	AMPLIFON SPA	27.07	35,603.45
07-FEB-25	10-FEB-25	1,065.00	CADE	CADENCE BANK	35.27	37,559.89
07-FEB-25	10-FEB-25	359.00	CODI	COMPASS DIVERSIFIED	20.64	7,409.94
07-FEB-25	10-FEB-25	575.00	VOYA	VOYA FINANCIAL INC	72.05	41,431.51

The information contained in this report represents estimated trade date investment calculations. Certain calculations may not be available for all time periods. Please refer to your custody statement for official portfolio holdings and transactions. Note that certain accounting methods may cause differences between this investment report and your custody statement.

Transaction Summary

US Dollar

01 February 2025 to 28 February 2025

Wealth Invest Allspring Small Cap Aktier

Account: XXXXXXXXXXXVEST

Investment Strategy: Global Small Cap Equity

Primary Benchmark: Russell 2000 V thru 12/18/19 & MSCI World Small Cap (Net) 12/19/19



TRADE DATE	SETTLE DATE	QUANTITY	CUSIP	SECURITY	ADJ UNIT COST	ADJUSTED TOTAL COST
07-FEB-25	10-FEB-25	107.00	WINA	WINMARK CORP	383.68	41,053.38
07-FEB-25	10-FEB-25	107.00	WINA	WINMARK CORP	378.43	40,492.44
10-FEB-25	11-FEB-25	688.00	AMTB	AMERANT BANCORP INC	23.26	16,003.02
10-FEB-25	11-FEB-25	239.00	CODI	COMPASS DIVERSIFIED	20.88	4,990.32
11-FEB-25	12-FEB-25	1,507.00	AL	AIR LEASE CORPORATION	45.80	69,017.13
11-FEB-25	12-FEB-25	11.00	AL	AIR LEASE CORPORATION	45.78	503.55
11-FEB-25	12-FEB-25	96.00	CODI	COMPASS DIVERSIFIED	20.86	2,002.80
11-FEB-25	12-FEB-25	29.00	WINA	WINMARK CORP	385.53	11,180.27
12-FEB-25	13-FEB-25	1,191.00	CADE	CADENCE BANK	35.06	41,759.56
12-FEB-25	13-FEB-25	2,972.00	CODI	COMPASS DIVERSIFIED	20.59	61,198.53
12-FEB-25	13-FEB-25	27.00	WINA	WINMARK CORP	378.20	10,211.29
13-FEB-25	14-FEB-25	500.00	AL	AIR LEASE CORPORATION	46.24	23,120.05
13-FEB-25	14-FEB-25	405.00	BCPC	BALCHEM CORP	161.40	65,368.70
13-FEB-25	14-FEB-25	6.00	CHE	CHEMED CORP	555.36	3,332.15
13-FEB-25	14-FEB-25	95.00	CODI	COMPASS DIVERSIFIED	20.80	1,976.24
13-FEB-25	14-FEB-25	166.00	CODI	COMPASS DIVERSIFIED	20.68	3,432.53
13-FEB-25	14-FEB-25	724.00	ENOV	ENOVIS CORP	43.68	31,624.61
13-FEB-25	14-FEB-25	928.00	FORM	FORMFACTOR INC	36.11	33,513.98
13-FEB-25	14-FEB-25	131.00	GPK	GRAPHIC PACKAGING HOLDING CO	26.65	3,490.82
13-FEB-25	14-FEB-25	131.00	JJSF	J & J SNACK FOODS CORP	128.56	16,841.71

The information contained in this report represents estimated trade date investment calculations. Certain calculations may not be available for all time periods. Please refer to your custody statement for official portfolio holdings and transactions. Note that certain accounting methods may cause differences between this investment report and your custody statement.

Transaction Summary

US Dollar

01 February 2025 to 28 February 2025

Wealth Invest Allspring Small Cap Aktier

Account: XXXXXXXXXXXVEST

Investment Strategy: Global Small Cap Equity

Primary Benchmark: Russell 2000 V thru 12/18/19 & MSCI World Small Cap (Net) 12/19/19



TRADE DATE	SETTLE DATE	QUANTITY	CUSIP	SECURITY	ADJ UNIT COST	ADJUSTED TOTAL COST
13-FEB-25	14-FEB-25	98.00	MSA	MSA SAFETY INC	165.74	16,242.28
13-FEB-25	14-FEB-25	128.00	NOVT	NOVANTA INC	147.76	18,913.79
13-FEB-25	14-FEB-25	1,226.00	ONB	OLD NATL BANCP IND COM	23.63	28,971.37
13-FEB-25	14-FEB-25	1,003.00	VREX	VAREX IMAGING CORP	13.44	13,479.01
13-FEB-25	14-FEB-25	274.00	WBS	WEBSTER FINL CORP CONN COM	58.44	16,013.30
13-FEB-25	14-FEB-25	24.00	WINA	WINMARK CORP	381.72	9,161.17
14-FEB-25	18-FEB-25	19,212.00	BCT5FD7	STEADFAST GROUP LTD	3.60	69,252.20
20-FEB-25	21-FEB-25	5.00	CODI	COMPASS DIVERSIFIED	20.80	103.98
21-FEB-25	25-FEB-25	5,592.00	B0PYHC7	LANCASHIRE HOLDINGS	7.19	40,214.93
21-FEB-25	25-FEB-25	5,534.00	B0PYHC7	LANCASHIRE HOLDINGS	7.27	40,238.43
21-FEB-25	24-FEB-25	42.00	WINA	WINMARK CORP	340.87	14,316.70
21-FEB-25	24-FEB-25	15.00	WINA	WINMARK CORP	344.08	5,161.16
24-FEB-25	25-FEB-25	2,060.00	CADE	CADENCE BANK	33.10	68,181.47
24-FEB-25	25-FEB-25	1,809.00	CODI	COMPASS DIVERSIFIED	20.76	37,545.80
24-FEB-25	25-FEB-25	554.00	CODI	COMPASS DIVERSIFIED	20.67	11,449.63
24-FEB-25	25-FEB-25	548.00	CODI	COMPASS DIVERSIFIED	20.68	11,329.90
24-FEB-25	26-FEB-25	909.00	B0PYHC7	LANCASHIRE HOLDINGS	7.27	6,604.95
24-FEB-25	26-FEB-25	9,229.00	B0PYHC7	LANCASHIRE HOLDINGS	7.29	67,234.16
24-FEB-25	25-FEB-25	267.00	VOYA	VOYA FINANCIAL INC	72.17	19,270.64
24-FEB-25	25-FEB-25	410.00	VOYA	VOYA FINANCIAL INC	72.24	29,616.60

The information contained in this report represents estimated trade date investment calculations. Certain calculations may not be available for all time periods. Please refer to your custody statement for official portfolio holdings and transactions. Note that certain accounting methods may cause differences between this investment report and your custody statement.

Transaction Summary

US Dollar

01 February 2025 to 28 February 2025

Wealth Invest Allspring Small Cap Aktier

Account: XXXXXXXXXXXVEST

Investment Strategy: Global Small Cap Equity

Primary Benchmark: Russell 2000 V thru 12/18/19 & MSCI World Small Cap (Net) 12/19/19



TRADE DATE	SETTLE DATE	QUANTITY	CUSIP	SECURITY	ADJ UNIT COST	ADJUSTED TOTAL COST
24-FEB-25	25-FEB-25	268.00	VOYA	VOYA FINANCIAL INC	72.32	19,381.76
24-FEB-25	25-FEB-25	95.00	WINA	WINMARK CORP	338.04	32,113.65
25-FEB-25	26-FEB-25	267.00	CODI	COMPASS DIVERSIFIED	20.72	5,532.91
25-FEB-25	26-FEB-25	472.00	CODI	COMPASS DIVERSIFIED	20.75	9,794.66
25-FEB-25	27-FEB-25	3,419.00	BXBZB01	HEXPOL AB	10.04	34,336.01
25-FEB-25	27-FEB-25	3,762.00	B0PYHC7	LANCASHIRE HOLDINGS	7.37	27,707.25
25-FEB-25	27-FEB-25	1,836.00	B0PYHC7	LANCASHIRE HOLDINGS	7.36	13,504.44
25-FEB-25	26-FEB-25	1,071.00	UMBF	UMB FINL CORP COM	107.02	114,620.25
25-FEB-25	26-FEB-25	536.00	UMBF	UMB FINL CORP COM	107.23	57,473.67
25-FEB-25	26-FEB-25	54.00	WINA	WINMARK CORP	344.99	18,629.59
26-FEB-25	27-FEB-25	273.00	CODI	COMPASS DIVERSIFIED	20.49	5,594.45
26-FEB-25	27-FEB-25	806.00	CODI	COMPASS DIVERSIFIED	20.48	16,509.30
26-FEB-25	28-FEB-25	5,804.00	B0PYHC7	LANCASHIRE HOLDINGS	7.55	43,794.02
27-FEB-25	28-FEB-25	1,323.00	WHD	CACTUS INC	52.30	69,198.99
27-FEB-25	28-FEB-25	269.00	CODI	COMPASS DIVERSIFIED	20.14	5,418.33
27-FEB-25	28-FEB-25	807.00	CODI	COMPASS DIVERSIFIED	20.22	16,319.08
27-FEB-25	28-FEB-25	2,516.00	FSS	FEDERAL SIGNAL CORP COM	82.22	206,860.74
27-FEB-25	28-FEB-25	1,106.00	UMBF	UMB FINL CORP COM	108.98	120,530.33
27-FEB-25	28-FEB-25	155.00	UMBF	UMB FINL CORP COM	109.42	16,959.63
27-FEB-25	28-FEB-25	1,010.00	VOYA	VOYA FINANCIAL INC	70.65	71,351.45

The information contained in this report represents estimated trade date investment calculations. Certain calculations may not be available for all time periods. Please refer to your custody statement for official portfolio holdings and transactions. Note that certain accounting methods may cause differences between this investment report and your custody statement.

Transaction Summary

US Dollar

01 February 2025 to 28 February 2025

Wealth Invest Allspring Small Cap Aktier

Account: XXXXXXXXXXXVEST

Investment Strategy: Global Small Cap Equity

Primary Benchmark: Russell 2000 V thru 12/18/19 & MSCI World Small Cap (Net) 12/19/19



TRADE DATE	SETTLE DATE	QUANTITY	CUSIP	SECURITY	ADJ UNIT COST	ADJUSTED TOTAL COST
28-FEB-25	03-MAR-25	131.00	AL	AIR LEASE CORPORATION	47.11	6,170.76
28-FEB-25	03-MAR-25	227.00	AL	AIR LEASE CORPORATION	47.89	10,871.44
28-FEB-25	03-MAR-25	244.00	AL	AIR LEASE CORPORATION	47.24	11,527.63
28-FEB-25	03-MAR-25	199.00	ALG	ALAMO GROUP INC	171.31	34,091.07
28-FEB-25	03-MAR-25	21.00	CODI	COMPASS DIVERSIFIED	20.15	423.24
28-FEB-25	03-MAR-25	302.00	FSS	FEDERAL SIGNAL CORP COM	81.13	24,501.26
28-FEB-25	03-MAR-25	796.00	FSS	FEDERAL SIGNAL CORP COM	81.19	64,629.95
28-FEB-25	03-MAR-25	1,315.00	FSS	FEDERAL SIGNAL CORP COM	80.13	105,369.11
28-FEB-25	03-MAR-25	138.00	FSS	FEDERAL SIGNAL CORP COM	81.24	11,210.43
28-FEB-25	03-MAR-25	225.00	ICUI	ICU MED INC COM	140.44	31,599.56
28-FEB-25	03-MAR-25	630.00	PRGS	PROGRESS SOFTWARE CORP COM	54.11	34,087.54
28-FEB-25	03-MAR-25	57.00	WINA	WINMARK CORP	336.61	19,186.69
TOTAL PURCHASES						2,667,064.03

Sales

TRADE DATE	SETTLE DATE	QUANTITY	CUSIP	SECURITY	ADJ UNIT COST	ADJUSTED TOTAL COST	AMORT. OR ACCRETION	UNIT PRICE	PROCEEDS	GAIN/LOSS
03-FEB-25	05-FEB-25	503.00	6286611	ANSELL LTD	21.35	10,738.00	0.00	21.56	10,845.74	107.74
03-FEB-25	04-FEB-25	651.00	AZTA	AZENTA INC	63.50	41,335.31	0.00	52.64	34,265.54	-7,069.77
03-FEB-25	04-FEB-25	612.00	GTES	GATES INDUSTRIAL CORP PLC	18.43	11,279.04	0.00	20.24	12,388.49	1,109.45
03-FEB-25	04-FEB-25	369.00	GTES	GATES INDUSTRIAL CORP PLC	18.43	6,800.60	0.00	20.25	7,471.34	670.74
03-FEB-25	04-FEB-25	987.00	GTES	GATES INDUSTRIAL CORP PLC	18.43	18,190.22	0.00	20.24	19,979.47	1,789.25

The information contained in this report represents estimated trade date investment calculations. Certain calculations may not be available for all time periods. Please refer to your custody statement for official portfolio holdings and transactions. Note that certain accounting methods may cause differences between this investment report and your custody statement.

Transaction Summary

US Dollar

01 February 2025 to 28 February 2025

Wealth Invest Allspring Small Cap Aktier

Account: XXXXXXXXXXXVEST

Investment Strategy: Global Small Cap Equity

Primary Benchmark: Russell 2000 V thru 12/18/19 & MSCI World Small Cap (Net) 12/19/19



TRADE DATE	SETTLE DATE	QUANTITY	CUSIP	SECURITY	ADJ UNIT COST	ADJUSTED TOTAL COST	AMORT. OR ACCRETION	UNIT PRICE	PROCEEDS	GAIN/LOSS
03-FEB-25	04-FEB-25	1,026.00	GTES	GATES INDUSTRIAL CORP PLC	18.43	18,908.98	0.00	20.25	20,773.96	1,864.98
05-FEB-25	06-FEB-25	1,212.00	CBZ	CBIZ INC	32.68	39,612.08	0.00	87.01	105,453.19	65,841.11
05-FEB-25	06-FEB-25	40.00	CBZ	CBIZ INC	32.68	1,307.33	0.00	86.71	3,468.46	2,161.13
05-FEB-25	06-FEB-25	447.00	CBZ	CBIZ INC	32.68	14,609.40	0.00	87.01	38,892.39	24,282.99
05-FEB-25	07-FEB-25	325.00	0330860	SPECTRIS PLC	37.56	12,207.23	0.00	37.33	12,133.39	-73.84
05-FEB-25	07-FEB-25	1,045.00	0330860	SPECTRIS PLC	37.56	39,250.94	0.00	37.33	39,011.66	-239.29
06-FEB-25	07-FEB-25	847.00	CBZ	CBIZ INC	32.68	27,682.70	0.00	88.26	74,754.15	47,071.45
06-FEB-25	07-FEB-25	695.00	FORM	FORMFACTOR INC	42.14	29,289.84	0.00	38.76	26,937.45	-2,352.39
06-FEB-25	07-FEB-25	480.00	FORM	FORMFACTOR INC	42.14	20,228.95	0.00	38.76	18,604.28	-1,624.67
06-FEB-25	07-FEB-25	34.00	FORM	FORMFACTOR INC	42.14	1,432.88	0.00	38.76	1,317.80	-115.08
06-FEB-25	07-FEB-25	168.00	FORM	FORMFACTOR INC	42.14	7,080.13	0.00	38.76	6,511.50	-568.63
06-FEB-25	07-FEB-25	1,681.00	FORM	FORMFACTOR INC	42.14	70,843.49	0.00	38.76	65,153.74	-5,689.75
06-FEB-25	07-FEB-25	441.00	FORM	FORMFACTOR INC	42.14	18,585.35	0.00	38.76	17,092.69	-1,492.66
06-FEB-25	10-FEB-25	1,234.00	0330860	SPECTRIS PLC	37.56	46,349.92	0.00	37.64	46,452.98	103.06
06-FEB-25	10-FEB-25	568.00	0330860	SPECTRIS PLC	37.56	21,334.48	0.00	37.64	21,381.92	47.44
06-FEB-25	10-FEB-25	151.00	0330860	SPECTRIS PLC	37.56	5,671.67	0.00	37.64	5,684.27	12.61
07-FEB-25	11-FEB-25	345.00	B1Y47Y7	GERRESHEIMER AG	92.20	31,807.77	0.00	81.28	28,042.12	-3,765.66
07-FEB-25	11-FEB-25	458.00	B1Y47Y7	GERRESHEIMER AG	92.20	42,225.97	0.00	82.13	37,615.11	-4,610.87
07-FEB-25	11-FEB-25	191.00	B1Y47Y7	GERRESHEIMER AG	92.20	17,609.52	0.00	82.13	15,686.64	-1,922.88
07-FEB-25	11-FEB-25	351.00	B1Y47Y7	GERRESHEIMER AG	92.20	32,360.95	0.00	81.09	28,461.26	-3,899.70

The information contained in this report represents estimated trade date investment calculations. Certain calculations may not be available for all time periods. Please refer to your custody statement for official portfolio holdings and transactions. Note that certain accounting methods may cause differences between this investment report and your custody statement.

Transaction Summary

US Dollar

01 February 2025 to 28 February 2025

Wealth Invest Allspring Small Cap Aktier

Account: XXXXXXXXXXXVEST

Investment Strategy: Global Small Cap Equity

Primary Benchmark: Russell 2000 V thru 12/18/19 & MSCI World Small Cap (Net) 12/19/19



TRADE DATE	SETTLE DATE	QUANTITY	CUSIP	SECURITY	ADJ UNIT COST	ADJUSTED TOTAL COST	AMORT. OR ACCRETION	UNIT PRICE	PROCEEDS	GAIN/LOSS
07-FEB-25	11-FEB-25	831.00	B1Y47Y7	GERRESHEIMER AG	92.20	76,615.24	0.00	81.28	67,544.94	-9,070.31
07-FEB-25	11-FEB-25	91.00	B1Y47Y7	GERRESHEIMER AG	92.20	8,389.88	0.00	82.13	7,473.74	-916.14
07-FEB-25	11-FEB-25	703.00	B1Y47Y7	GERRESHEIMER AG	92.20	64,814.10	0.00	81.09	57,003.60	-7,810.50
07-FEB-25	11-FEB-25	137.00	B1Y47Y7	GERRESHEIMER AG	92.20	12,630.91	0.00	82.13	11,251.67	-1,379.24
11-FEB-25	13-FEB-25	1,619.00	6286611	ANSELL LTD	21.35	34,562.28	0.00	23.25	37,641.81	3,079.53
11-FEB-25	12-FEB-25	826.00	TDC	TERADATA CORP	42.30	34,937.58	0.00	30.71	25,364.43	-9,573.15
11-FEB-25	12-FEB-25	1,040.00	TDC	TERADATA CORP	42.30	43,989.21	0.00	30.71	31,935.84	-12,053.37
11-FEB-25	12-FEB-25	476.00	TDC	TERADATA CORP	42.30	20,133.52	0.00	30.71	14,616.79	-5,516.73
11-FEB-25	12-FEB-25	1,044.00	TDC	TERADATA CORP	42.30	44,158.40	0.00	30.71	32,058.68	-12,099.72
13-FEB-25	17-FEB-25	487.00	0330860	SPECTRIS PLC	37.56	18,292.07	0.00	37.70	18,358.96	66.89
13-FEB-25	17-FEB-25	333.00	0330860	SPECTRIS PLC	37.56	12,507.72	0.00	37.70	12,553.47	45.75
21-FEB-25	25-FEB-25	37.00	B1Y47Y7	GERRESHEIMER AG	92.20	3,411.27	0.00	83.63	3,094.31	-316.95
21-FEB-25	25-FEB-25	343.00	B1Y47Y7	GERRESHEIMER AG	92.20	31,623.38	0.00	84.77	29,077.41	-2,545.97
21-FEB-25	25-FEB-25	229.00	B1Y47Y7	GERRESHEIMER AG	92.20	21,112.99	0.00	84.77	19,413.20	-1,699.78
21-FEB-25	25-FEB-25	374.00	B1Y47Y7	GERRESHEIMER AG	92.20	34,481.47	0.00	83.63	31,277.65	-3,203.82
21-FEB-25	25-FEB-25	50.00	B1Y47Y7	GERRESHEIMER AG	92.20	4,609.82	0.00	83.63	4,181.50	-428.32
21-FEB-25	25-FEB-25	131.00	B1Y47Y7	GERRESHEIMER AG	92.20	12,077.73	0.00	84.77	11,105.37	-972.37
21-FEB-25	25-FEB-25	50.00	B1Y47Y7	GERRESHEIMER AG	92.20	4,609.82	0.00	83.63	4,181.50	-428.32
21-FEB-25	25-FEB-25	41.00	0330860	SPECTRIS PLC	37.56	1,539.99	0.00	36.98	1,516.04	-23.95
21-FEB-25	25-FEB-25	645.00	0330860	SPECTRIS PLC	37.56	24,226.66	0.00	36.98	23,849.99	-376.67

The information contained in this report represents estimated trade date investment calculations. Certain calculations may not be available for all time periods. Please refer to your custody statement for official portfolio holdings and transactions. Note that certain accounting methods may cause differences between this investment report and your custody statement.

Transaction Summary

US Dollar

01 February 2025 to 28 February 2025

Wealth Invest Allspring Small Cap Aktier

Account: XXXXXXXXXXXVEST

Investment Strategy: Global Small Cap Equity

Primary Benchmark: Russell 2000 V thru 12/18/19 & MSCI World Small Cap (Net) 12/19/19



TRADE DATE	SETTLE DATE	QUANTITY	CUSIP	SECURITY	ADJ UNIT COST	ADJUSTED TOTAL COST	AMORT. OR ACCRETION	UNIT PRICE	PROCEEDS	GAIN/LOSS
21-FEB-25	25-FEB-25	641.00	0330860	SPECTRIS PLC	37.56	24,076.42	0.00	36.98	23,702.09	-374.32
24-FEB-25	26-FEB-25	304.00	B1Y47Y7	GERRESHEIMER AG	92.20	28,027.72	0.00	84.56	25,704.99	-2,322.73
24-FEB-25	26-FEB-25	681.00	B1Y47Y7	GERRESHEIMER AG	92.20	62,785.78	0.00	84.56	57,582.55	-5,203.23
24-FEB-25	26-FEB-25	104.00	B1Y47Y7	GERRESHEIMER AG	92.20	9,588.43	0.00	84.56	8,793.81	-794.62
24-FEB-25	26-FEB-25	113.00	B1Y47Y7	GERRESHEIMER AG	92.20	10,418.20	0.00	84.56	9,554.82	-863.38
24-FEB-25	25-FEB-25	477.00	ROCK	GIBRALTAR INDUSTRIES INC	61.14	29,163.52	0.00	65.42	31,204.47	2,040.95
24-FEB-25	25-FEB-25	525.00	ROCK	GIBRALTAR INDUSTRIES INC	61.14	32,098.21	0.00	65.42	34,344.54	2,246.33
24-FEB-25	25-FEB-25	795.00	ROCK	GIBRALTAR INDUSTRIES INC	61.14	48,605.87	0.00	65.42	52,007.46	3,401.59
24-FEB-25	26-FEB-25	1,063.00	0330860	SPECTRIS PLC	37.56	39,927.04	0.00	36.43	38,728.08	-1,198.96
24-FEB-25	26-FEB-25	242.00	0330860	SPECTRIS PLC	37.56	9,089.69	0.00	36.43	8,816.74	-272.95
25-FEB-25	27-FEB-25	696.00	B1Y47Y7	GERRESHEIMER AG	92.20	64,168.72	0.00	84.07	58,511.55	-5,657.17
25-FEB-25	27-FEB-25	119.00	B1Y47Y7	GERRESHEIMER AG	92.20	10,971.38	0.00	84.07	10,004.13	-967.25
25-FEB-25	26-FEB-25	2,077.00	ROCK	GIBRALTAR INDUSTRIES INC	61.14	126,986.65	0.00	66.72	138,573.58	11,586.93
25-FEB-25	26-FEB-25	486.00	ROCK	GIBRALTAR INDUSTRIES INC	61.14	29,713.77	0.00	66.72	32,425.02	2,711.25
27-FEB-25	28-FEB-25	2,345.00	ARIS	ARIS WATER SOLUTION INC	13.51	31,675.48	0.00	31.18	73,115.99	41,440.51
27-FEB-25	28-FEB-25	134.00	ARIS	ARIS WATER SOLUTION INC	13.51	1,810.03	0.00	31.46	4,215.86	2,405.83
27-FEB-25	28-FEB-25	1,219.00	ARIS	ARIS WATER SOLUTION INC	13.51	16,465.85	0.00	31.46	38,351.72	21,885.87
27-FEB-25	28-FEB-25	649.00	ARIS	ARIS WATER SOLUTION INC	13.51	8,766.48	0.00	30.89	20,050.30	11,283.82
27-FEB-25	28-FEB-25	779.00	ARIS	ARIS WATER SOLUTION INC	13.51	10,522.47	0.00	31.02	24,162.89	13,640.42
27-FEB-25	28-FEB-25	793.00	ARIS	ARIS WATER SOLUTION INC	13.51	10,711.58	0.00	30.89	24,499.05	13,787.47

The information contained in this report represents estimated trade date investment calculations. Certain calculations may not be available for all time periods. Please refer to your custody statement for official portfolio holdings and transactions. Note that certain accounting methods may cause differences between this investment report and your custody statement.

Transaction Summary

US Dollar

01 February 2025 to 28 February 2025

Wealth Invest Allspring Small Cap Aktier

Account: XXXXXXXXXXXVEST

Investment Strategy: Global Small Cap Equity

Primary Benchmark: Russell 2000 V thru 12/18/19 & MSCI World Small Cap (Net) 12/19/19



TRADE DATE	SETTLE DATE	QUANTITY	CUSIP	SECURITY	ADJ UNIT COST	ADJUSTED TOTAL COST	AMORT. OR ACCRETION	UNIT PRICE	PROCEEDS	GAIN/LOSS
27-FEB-25	28-FEB-25	1,196.00	ARIS	ARIS WATER SOLUTION INC	13.51	16,155.17	0.00	31.18	37,290.72	21,135.55
27-FEB-25	03-MAR-25	1,794.25	B019M65	AZIMUT HOLDING SPA	26.25	47,106.38	0.00	27.02	48,474.15	1,367.77
27-FEB-25	03-MAR-25	727.75	B019M65	AZIMUT HOLDING SPA	26.25	19,106.54	0.00	27.02	19,661.32	554.78
28-FEB-25	04-MAR-25	68.00	B07ZBW6	BUCHER INDUSTRIES AG	359.52	24,447.67	0.00	433.14	29,453.82	5,006.15
28-FEB-25	04-MAR-25	31.00	B07ZBW6	BUCHER INDUSTRIES AG	359.52	11,145.26	0.00	433.14	13,427.48	2,282.21
28-FEB-25	04-MAR-25	25.00	B07ZBW6	BUCHER INDUSTRIES AG	359.52	8,988.12	0.00	426.20	10,654.91	1,666.79
28-FEB-25	04-MAR-25	38.00	B07ZBW6	BUCHER INDUSTRIES AG	359.52	13,661.93	0.00	427.50	16,245.00	2,583.06
28-FEB-25	04-MAR-25	12.00	B07ZBW6	BUCHER INDUSTRIES AG	359.52	4,314.30	0.00	427.50	5,130.00	815.70
28-FEB-25	04-MAR-25	52.00	B07ZBW6	BUCHER INDUSTRIES AG	359.52	18,695.28	0.00	426.20	22,162.19	3,466.92
28-FEB-25	04-MAR-25	21.00	B07ZBW6	BUCHER INDUSTRIES AG	359.52	7,550.02	0.00	426.20	8,950.12	1,400.11
TOTAL SALES						1,872,210.77			2,067,679.79	195,469.03

Dividends

TRADE DATE	SETTLE DATE	CUSIP	SECURITY	AMOUNT
10-FEB-25	26-FEB-25	NOMD	NOMAD FOODS LTD	6,550.76
10-FEB-25	20-FEB-25	WBS	WEBSTER FINL CORP CONN COM	5,257.08
12-FEB-25	03-MAR-25	WINA	WINMARK CORP	615.06
14-FEB-25	28-FEB-25	AMTB	AMERANT BANCORP INC	2,252.16
14-FEB-25	06-MAR-25	6286611	ANSELL LTD	6,997.74
14-FEB-25	10-MAR-25	MSA	MSA SAFETY INC	2,732.35
18-FEB-25	28-FEB-25	ATKR	ATKORE INC	2,204.02

The information contained in this report represents estimated trade date investment calculations. Certain calculations may not be available for all time periods. Please refer to your custody statement for official portfolio holdings and transactions. Note that certain accounting methods may cause differences between this investment report and your custody statement.

Transaction Summary

US Dollar

01 February 2025 to 28 February 2025

Wealth Invest Allspring Small Cap Aktier

Account: XXXXXXXXXXXVEST

Investment Strategy: Global Small Cap Equity

Primary Benchmark: Russell 2000 V thru 12/18/19 & MSCI World Small Cap (Net) 12/19/19



TRADE DATE	SETTLE DATE	CUSIP	SECURITY	AMOUNT
18-FEB-25	11-MAR-25	SPB	SPECTRUM BRANDS HOLDINGS INC	6,410.38
24-FEB-25	14-MAR-25	CHE	CHEMED CORP	1,052.30
25-FEB-25	27-MAR-25	VOYA	VOYA FINANCIAL INC	3,341.90
26-FEB-25	26-FEB-25	NOMD	NOMAD FOODS LTD	1,156.02
27-FEB-25	07-MAY-25	6476218	AEON DELIGHT CO LTD	6,234.79
27-FEB-25	26-MAY-25	6263164	DAISEKI CO LTD	3,877.24
27-FEB-25	27-MAR-25	BJ34P51	IRISH RESIDENTIAL PROPERTIES REIT PLC	4,839.05
27-FEB-25	19-MAY-25	6527774	ORIX JREIT INC	13,041.14
28-FEB-25	14-MAR-25	WTS	WATTS WATER TECHNOLOGIES INC	1,778.16
TOTAL DIVIDENDS				68,340.15

Interest

TRADE DATE	SETTLE DATE	CUSIP	SECURITY	AMOUNT
28-FEB-25	28-FEB-25	CASH	AUSTRALIAN DOLLAR CASH ACCOUNT	27.24
28-FEB-25	28-FEB-25	CASH	AUSTRALIAN DOLLAR CASH ACCOUNT	-18.08
28-FEB-25	28-FEB-25	CASH	BRITISH POUND CASH ACCOUNT	286.97
28-FEB-25	28-FEB-25	CASH	DANISH KRONE CASH ACCOUNT	1.92
28-FEB-25	28-FEB-25	CASH	EUROPEAN MONETARY UNION CASH ACCOUNT	10.40
28-FEB-25	28-FEB-25	CASH	JAPANESE YEN CASH ACCOUNT	-29.44
28-FEB-25	28-FEB-25	CASH	NORWEGIAN KRONE CASH ACCOUNT	33.69
28-FEB-25	28-FEB-25	CASH	SWEDISH KRONA CASH ACCOUNT	0.24

The information contained in this report represents estimated trade date investment calculations. Certain calculations may not be available for all time periods. Please refer to your custody statement for official portfolio holdings and transactions. Note that certain accounting methods may cause differences between this investment report and your custody statement.

Transaction Summary

US Dollar

01 February 2025 to 28 February 2025

Wealth Invest Allspring Small Cap Aktier

Account: XXXXXXXXXXXVEST

Investment Strategy: Global Small Cap Equity

Primary Benchmark: Russell 2000 V thru 12/18/19 & MSCI World Small Cap (Net) 12/19/19



TRADE DATE	SETTLE DATE	CUSIP	SECURITY	AMOUNT
28-FEB-25	28-FEB-25	CASH	UNITED STATES DOLLAR CASH ACCOUNT	8,797.76
TOTAL INTEREST				9,110.71

Expenses

TRADE DATE	SETTLE DATE	CUSIP	SECURITY	AMOUNT
06-FEB-25	06-FEB-25	EXPENSE	EXPENSE	3,796.64
11-FEB-25	11-FEB-25	EXPENSE	EXPENSE	506.48
24-FEB-25	24-FEB-25	EXPENSE	EXPENSE	898.47
25-FEB-25	25-FEB-25	EXPENSE	EXPENSE	124.08
25-FEB-25	25-FEB-25	EXPENSE	EXPENSE	-124.08
28-FEB-25	28-FEB-25	MANFEEAC	MONTHLY FEE ACCRUALS - ESTIMATE	29,590.66
28-FEB-25	28-FEB-25	EXPENSE	EXPENSE	8.39
28-FEB-25	28-FEB-25	EXPENSE	EXPENSE	16.73
28-FEB-25	28-FEB-25	EXPENSE	EXPENSE	3,880.90
28-FEB-25	28-FEB-25	EXPENSE	EXPENSE	27.93
28-FEB-25	28-FEB-25	EXPENSE	EXPENSE	16.73
28-FEB-25	28-FEB-25	EXPENSE	EXPENSE	-122.76
TOTAL EXPENSES				38,620.17

The information contained in this report represents estimated trade date investment calculations. Certain calculations may not be available for all time periods. Please refer to your custody statement for official portfolio holdings and transactions. Note that certain accounting methods may cause differences between this investment report and your custody statement.

Transaction Summary

US Dollar

01 February 2025 to 28 February 2025

Wealth Invest Allspring Small Cap Aktier

Account: XXXXXXXXXXXVEST

Investment Strategy: Global Small Cap Equity

Primary Benchmark: Russell 2000 V thru 12/18/19 & MSCI World Small Cap (Net) 12/19/19



Contributions

TRADE DATE	SETTLE DATE	QUANTITY	SECURITY	UNIT PRICE	AMOUNT
03-FEB-25	03-FEB-25	634.00	DANISH KRONE CASH ACCOUNT	0.14	87.65
12-FEB-25	14-FEB-25	1,826,089.29	DANISH KRONE CASH ACCOUNT	0.14	253,969.19
25-FEB-25	25-FEB-25	1.00	JAPANESE YEN CASH ACCOUNT	0.01	0.01
26-FEB-25	28-FEB-25	1,791,736.42	DANISH KRONE CASH ACCOUNT	0.14	252,392.79
TOTAL CONTRIBUTIONS					506,449.64

Withdrawals

TRADE DATE	SETTLE DATE	QUANTITY	CUSIP	SECURITY	UNIT PRICE	AMOUNT
28-FEB-25	28-FEB-25	1,269.16	CASH	DANISH KRONE CASH ACCOUNT	0.14	176.99
TOTAL WITHDRAWALS					176.99	

The information contained in this report represents estimated trade date investment calculations. Certain calculations may not be available for all time periods. Please refer to your custody statement for official portfolio holdings and transactions. Note that certain accounting methods may cause differences between this investment report and your custody statement.

Realized Gains/Losses

US Dollar

01 February 2025 to 28 February 2025

Wealth Invest Allspring Small Cap Aktier

Account: XXXXXXXXXXXVEST

Investment Strategy: Global Small Cap Equity

Primary Benchmark: Russell 2000 V thru 12/18/19 & MSCI World Small Cap (Net) 12/19/19



OPEN DATE	CLOSE DATE	QUANTITY	CUSIP	SECURITY	COST BASIS	AMORT. OR ACCRETION	PROCEEDS	SHORT TERM GAIN/LOSS	LONG TERM GAIN/LOSS
02-FEB-22	03-FEB-25	503.00	6286611	ANSELL LTD	10,738.00	0.00	10,845.74	0.00	107.74
11-OCT-24	03-FEB-25	651.00	114340102	AZENTA INC	41,335.31	0.00	34,265.54	-7,069.77	0.00
15-OCT-24	03-FEB-25	987.00	G39108108	GATES INDUSTRIAL CORP PLC	18,190.22	0.00	19,979.47	1,789.25	0.00
15-OCT-24	03-FEB-25	612.00	G39108108	GATES INDUSTRIAL CORP PLC	11,279.04	0.00	12,388.49	1,109.45	0.00
15-OCT-24	03-FEB-25	369.00	G39108108	GATES INDUSTRIAL CORP PLC	6,800.60	0.00	7,471.34	670.74	0.00
15-OCT-24	03-FEB-25	1,026.00	G39108108	GATES INDUSTRIAL CORP PLC	18,908.98	0.00	20,773.96	1,864.98	0.00
	03-FEB-25	0.00	CASH	AUSTRALIAN DOLLAR CASH ACCOUNT	10,880.99	0.00	10,745.16	-135.83	0.00
12-MAR-20	05-FEB-25	325.00	0330860	SPECTRIS PLC	12,207.23	0.00	12,133.39	0.00	-73.84
12-MAR-20	05-FEB-25	1,045.00	0330860	SPECTRIS PLC	39,250.94	0.00	39,011.66	0.00	-239.29
28-APR-21	05-FEB-25	1,212.00	124805102	CBIZ INC	39,612.08	0.00	105,453.19	0.00	65,841.11
07-MAY-21	05-FEB-25	447.00	124805102	CBIZ INC	14,609.40	0.00	38,892.39	0.00	24,282.99
07-MAY-21	05-FEB-25	40.00	124805102	CBIZ INC	1,307.33	0.00	3,468.46	0.00	2,161.13
	05-FEB-25	0.00	CASH	BRITISH POUND CASH ACCOUNT	38,907.34	0.00	38,984.25	76.91	0.00
	05-FEB-25	0.00	CASH	BRITISH POUND CASH ACCOUNT	12,100.95	0.00	12,127.49	26.54	0.00
12-MAR-20	06-FEB-25	151.00	0330860	SPECTRIS PLC	5,671.67	0.00	5,684.27	0.00	12.61
13-MAR-20	06-FEB-25	568.00	0330860	SPECTRIS PLC	21,334.48	0.00	21,381.92	0.00	47.44
16-MAR-20	06-FEB-25	1,234.00	0330860	SPECTRIS PLC	46,349.92	0.00	46,452.98	0.00	103.06
07-MAY-21	06-FEB-25	847.00	124805102	CBIZ INC	27,682.70	0.00	74,754.15	0.00	47,071.45
03-SEP-24	06-FEB-25	168.00	346375108	FORMFACTOR INC	7,080.13	0.00	6,511.50	-568.63	0.00

The information contained in this report represents estimated trade date investment calculations. Certain calculations may not be available for all time periods. Please refer to your custody statement for official portfolio holdings and transactions. Note that certain accounting methods may cause differences between this investment report and your custody statement.

Realized Gains/Losses

US Dollar

01 February 2025 to 28 February 2025

Wealth Invest Allspring Small Cap Aktier

Account: XXXXXXXXXXXVEST

Investment Strategy: Global Small Cap Equity

Primary Benchmark: Russell 2000 V thru 12/18/19 & MSCI World Small Cap (Net) 12/19/19



OPEN DATE	CLOSE DATE	QUANTITY	CUSIP	SECURITY	COST BASIS	AMORT. OR ACCRETION	PROCEEDS	SHORT TERM GAIN/LOSS	LONG TERM GAIN/LOSS
11-OCT-24	06-FEB-25	695.00	346375108	FORMFACTOR INC	29,289.84	0.00	26,937.45	-2,352.39	0.00
15-OCT-24	06-FEB-25	1,681.00	346375108	FORMFACTOR INC	70,843.49	0.00	65,153.74	-5,689.75	0.00
16-OCT-24	06-FEB-25	480.00	346375108	FORMFACTOR INC	20,228.95	0.00	18,604.28	-1,624.67	0.00
18-OCT-24	06-FEB-25	441.00	346375108	FORMFACTOR INC	18,585.35	0.00	17,092.69	-1,492.66	0.00
18-NOV-24	06-FEB-25	34.00	346375108	FORMFACTOR INC	1,432.88	0.00	1,317.80	-115.08	0.00
	06-FEB-25	0.00	CASH	DANISH KRONE CASH ACCOUNT	3,783.19	0.00	3,796.64	13.45	0.00
	06-FEB-25	0.00	CASH	BRITISH POUND CASH ACCOUNT	73,744.33	0.00	73,632.31	-112.02	0.00
15-MAR-21	07-FEB-25	345.00	B1Y47Y7	GERRESHEIMER AG	31,807.77	0.00	28,042.12	0.00	-3,765.66
11-MAY-21	07-FEB-25	137.00	B1Y47Y7	GERRESHEIMER AG	12,630.91	0.00	11,251.67	0.00	-1,379.24
11-MAY-21	07-FEB-25	831.00	B1Y47Y7	GERRESHEIMER AG	76,615.24	0.00	67,544.94	0.00	-9,070.31
11-AUG-21	07-FEB-25	91.00	B1Y47Y7	GERRESHEIMER AG	8,389.88	0.00	7,473.74	0.00	-916.14
04-JAN-22	07-FEB-25	458.00	B1Y47Y7	GERRESHEIMER AG	42,225.97	0.00	37,615.11	0.00	-4,610.87
02-FEB-22	07-FEB-25	703.00	B1Y47Y7	GERRESHEIMER AG	64,814.10	0.00	57,003.60	0.00	-7,810.50
02-FEB-22	07-FEB-25	191.00	B1Y47Y7	GERRESHEIMER AG	17,609.52	0.00	15,686.64	0.00	-1,922.88
07-MAR-22	07-FEB-25	351.00	B1Y47Y7	GERRESHEIMER AG	32,360.95	0.00	28,461.26	0.00	-3,899.70
	07-FEB-25	0.00	CASH	EUROPEAN MONETARY UNION CASH ACCOUNT	-11,234.16	0.00	-11,251.67	-17.51	0.00
	07-FEB-25	0.00	CASH	EUROPEAN MONETARY UNION CASH ACCOUNT	-7,462.10	0.00	-7,473.74	-11.63	0.00
	07-FEB-25	0.00	CASH	EUROPEAN MONETARY UNION CASH ACCOUNT	-11,856.73	0.00	-11,875.22	-18.49	0.00
	07-FEB-25	0.00	CASH	EUROPEAN MONETARY UNION CASH ACCOUNT	101,385.50	0.00	101,252.27	-133.22	0.00

The information contained in this report represents estimated trade date investment calculations. Certain calculations may not be available for all time periods. Please refer to your custody statement for official portfolio holdings and transactions. Note that certain accounting methods may cause differences between this investment report and your custody statement.

Realized Gains/Losses

US Dollar

01 February 2025 to 28 February 2025

Wealth Invest Allspring Small Cap Aktier

Account: XXXXXXXXXXXVEST

Investment Strategy: Global Small Cap Equity

Primary Benchmark: Russell 2000 V thru 12/18/19 & MSCI World Small Cap (Net) 12/19/19



OPEN DATE	CLOSE DATE	QUANTITY	CUSIP	SECURITY	COST BASIS	AMORT. OR ACCRETION	PROCEEDS	SHORT TERM GAIN/LOSS	LONG TERM GAIN/LOSS
	07-FEB-25	0.00	CASH	EUROPEAN MONETARY UNION CASH ACCOUNT	85,464.86	0.00	85,692.03	227.17	0.00
	07-FEB-25	0.00	CASH	EUROPEAN MONETARY UNION CASH ACCOUNT	-35,548.03	0.00	-35,558.39	-10.36	0.00
02-FEB-22	11-FEB-25	1,619.00	6286611	ANSELL LTD	34,562.28	0.00	37,641.81	0.00	3,079.53
14-DEC-23	11-FEB-25	826.00	88076W103	TERADATA CORP	34,937.58	0.00	25,364.43	0.00	-9,573.15
21-DEC-23	11-FEB-25	1,040.00	88076W103	TERADATA CORP	43,989.21	0.00	31,935.84	0.00	-12,053.37
22-DEC-23	11-FEB-25	476.00	88076W103	TERADATA CORP	20,133.52	0.00	14,616.79	0.00	-5,516.73
29-DEC-23	11-FEB-25	1,044.00	88076W103	TERADATA CORP	44,158.40	0.00	32,058.68	0.00	-12,099.72
	11-FEB-25	0.00	CASH	AUSTRALIAN DOLLAR CASH ACCOUNT	37,546.53	0.00	37,581.71	35.18	0.00
	11-FEB-25	0.00	CASH	DANISH KRONE CASH ACCOUNT	505.97	0.00	506.48	0.51	0.00
	12-FEB-25	0.00	CASH	DANISH KRONE CASH ACCOUNT	253,962.18	0.00	255,175.12	1,212.94	0.00
16-MAR-20	13-FEB-25	333.00	0330860	SPECTRIS PLC	12,507.72	0.00	12,553.47	0.00	45.75
02-APR-20	13-FEB-25	487.00	0330860	SPECTRIS PLC	18,292.07	0.00	18,358.96	0.00	66.89
	13-FEB-25	0.00	CASH	BRITISH POUND CASH ACCOUNT	30,782.20	0.00	30,884.86	102.66	0.00
	14-FEB-25	0.00	CASH	AUSTRALIAN DOLLAR CASH ACCOUNT	-58,699.19	0.00	-58,454.73	244.45	0.00
	14-FEB-25	0.00	CASH	AUSTRALIAN DOLLAR CASH ACCOUNT	10,403.06	0.00	10,553.01	149.95	0.00
02-APR-20	21-FEB-25	645.00	0330860	SPECTRIS PLC	24,226.66	0.00	23,849.99	0.00	-376.67
24-JUN-20	21-FEB-25	641.00	0330860	SPECTRIS PLC	24,076.42	0.00	23,702.09	0.00	-374.32
30-JUN-20	21-FEB-25	41.00	0330860	SPECTRIS PLC	1,539.99	0.00	1,516.04	0.00	-23.95
07-MAR-22	21-FEB-25	229.00	B1Y47Y7	GERRESHEIMER AG	21,112.99	0.00	19,413.20	0.00	-1,699.78

The information contained in this report represents estimated trade date investment calculations. Certain calculations may not be available for all time periods. Please refer to your custody statement for official portfolio holdings and transactions. Note that certain accounting methods may cause differences between this investment report and your custody statement.

Realized Gains/Losses

US Dollar

01 February 2025 to 28 February 2025

Wealth Invest Allspring Small Cap Aktier

Account: XXXXXXXXXXXVEST

Investment Strategy: Global Small Cap Equity

Primary Benchmark: Russell 2000 V thru 12/18/19 & MSCI World Small Cap (Net) 12/19/19



OPEN DATE	CLOSE DATE	QUANTITY	CUSIP	SECURITY	COST BASIS	AMORT. OR ACCRETION	PROCEEDS	SHORT TERM GAIN/LOSS	LONG TERM GAIN/LOSS
08-MAY-24	21-FEB-25	131.00	B1Y47Y7	GERRESHEIMER AG	12,077.73	0.00	11,105.37	-972.37	0.00
09-MAY-24	21-FEB-25	374.00	B1Y47Y7	GERRESHEIMER AG	34,481.47	0.00	31,277.65	-3,203.82	0.00
09-MAY-24	21-FEB-25	37.00	B1Y47Y7	GERRESHEIMER AG	3,411.27	0.00	3,094.31	-316.95	0.00
09-MAY-24	21-FEB-25	343.00	B1Y47Y7	GERRESHEIMER AG	31,623.38	0.00	29,077.41	-2,545.97	0.00
09-MAY-24	21-FEB-25	50.00	B1Y47Y7	GERRESHEIMER AG	4,609.82	0.00	4,181.50	-428.32	0.00
09-MAY-24	21-FEB-25	50.00	B1Y47Y7	GERRESHEIMER AG	4,609.82	0.00	4,181.50	-428.32	0.00
	21-FEB-25	0.00	CASH	EUROPEAN MONETARY UNION CASH ACCOUNT	5,879.69	0.00	5,883.35	3.66	0.00
	21-FEB-25	0.00	CASH	EUROPEAN MONETARY UNION CASH ACCOUNT	-4,180.13	0.00	-4,181.50	-1.37	0.00
	21-FEB-25	0.00	CASH	EUROPEAN MONETARY UNION CASH ACCOUNT	59,539.37	0.00	59,587.99	48.62	0.00
	21-FEB-25	0.00	CASH	EUROPEAN MONETARY UNION CASH ACCOUNT	-31,267.42	0.00	-31,277.65	-10.24	0.00
	21-FEB-25	0.00	CASH	EUROPEAN MONETARY UNION CASH ACCOUNT	-1,390.08	0.00	-1,390.54	-0.46	0.00
	21-FEB-25	0.00	CASH	BRITISH POUND CASH ACCOUNT	39,701.20	0.00	40,238.43	537.24	0.00
	21-FEB-25	0.00	CASH	BRITISH POUND CASH ACCOUNT	48,706.17	0.00	49,047.97	341.80	0.00
	21-FEB-25	0.00	CASH	BRITISH POUND CASH ACCOUNT	40,079.49	0.00	40,214.93	135.45	0.00
30-JUN-20	24-FEB-25	1,063.00	0330860	SPECTRIS PLC	39,927.04	0.00	38,728.08	0.00	-1,198.96
18-AUG-20	24-FEB-25	242.00	0330860	SPECTRIS PLC	9,089.69	0.00	8,816.74	0.00	-272.95
06-AUG-21	24-FEB-25	525.00	374689107	GIBRALTAR INDUSTRIES INC	32,098.21	0.00	34,344.54	0.00	2,246.33
19-AUG-21	24-FEB-25	477.00	374689107	GIBRALTAR INDUSTRIES INC	29,163.52	0.00	31,204.47	0.00	2,040.95
10-SEP-21	24-FEB-25	795.00	374689107	GIBRALTAR INDUSTRIES INC	48,605.87	0.00	52,007.46	0.00	3,401.59

The information contained in this report represents estimated trade date investment calculations. Certain calculations may not be available for all time periods. Please refer to your custody statement for official portfolio holdings and transactions. Note that certain accounting methods may cause differences between this investment report and your custody statement.

Realized Gains/Losses

US Dollar

01 February 2025 to 28 February 2025

Wealth Invest Allspring Small Cap Aktier

Account: XXXXXXXXXXXVEST

Investment Strategy: Global Small Cap Equity

Primary Benchmark: Russell 2000 V thru 12/18/19 & MSCI World Small Cap (Net) 12/19/19



OPEN DATE	CLOSE DATE	QUANTITY	CUSIP	SECURITY	COST BASIS	AMORT. OR ACCRETION	PROCEEDS	SHORT TERM GAIN/LOSS	LONG TERM GAIN/LOSS
09-MAY-24	24-FEB-25	304.00	B1Y47Y7	GERRESHEIMER AG	28,027.72	0.00	25,704.99	-2,322.73	0.00
17-MAY-24	24-FEB-25	681.00	B1Y47Y7	GERRESHEIMER AG	62,785.78	0.00	57,582.55	-5,203.23	0.00
20-SEP-24	24-FEB-25	113.00	B1Y47Y7	GERRESHEIMER AG	10,418.20	0.00	9,554.82	-863.38	0.00
11-OCT-24	24-FEB-25	104.00	B1Y47Y7	GERRESHEIMER AG	9,588.43	0.00	8,793.81	-794.62	0.00
	24-FEB-25	0.00	CASH	BRITISH POUND CASH ACCOUNT	67,210.23	0.00	67,234.16	23.93	0.00
	24-FEB-25	0.00	CASH	BRITISH POUND CASH ACCOUNT	47,567.74	0.00	47,618.27	50.53	0.00
	24-FEB-25	0.00	CASH	BRITISH POUND CASH ACCOUNT	6,601.26	0.00	6,604.95	3.69	0.00
	24-FEB-25	0.00	CASH	EUROPEAN MONETARY UNION CASH ACCOUNT	101,628.72	0.00	101,614.80	-13.92	0.00
	24-FEB-25	0.00	CASH	DANISH KRONE CASH ACCOUNT	890.42	0.00	898.47	8.05	0.00
10-SEP-21	25-FEB-25	2,077.00	374689107	GIBRALTAR INDUSTRIES INC	126,986.65	0.00	138,573.58	0.00	11,586.93
13-SEP-21	25-FEB-25	486.00	374689107	GIBRALTAR INDUSTRIES INC	29,713.77	0.00	32,425.02	0.00	2,711.25
11-OCT-24	25-FEB-25	696.00	B1Y47Y7	GERRESHEIMER AG	64,168.72	0.00	58,511.55	-5,657.17	0.00
15-JAN-25	25-FEB-25	119.00	B1Y47Y7	GERRESHEIMER AG	10,971.38	0.00	10,004.13	-967.25	0.00
	25-FEB-25	0.00	CASH	BRITISH POUND CASH ACCOUNT	13,474.65	0.00	13,504.44	29.79	0.00
	25-FEB-25	0.00	CASH	BRITISH POUND CASH ACCOUNT	27,646.13	0.00	27,707.25	61.12	0.00
	25-FEB-25	0.00	CASH	EUROPEAN MONETARY UNION CASH ACCOUNT	68,500.25	0.00	68,641.87	141.62	0.00
	25-FEB-25	0.00	CASH	SWEDISH KRONA CASH ACCOUNT	38.59	0.00	40.51	1.92	0.00
	25-FEB-25	0.00	CASH	SWEDISH KRONA CASH ACCOUNT	-34,295.49	0.00	-34,337.27	-41.77	0.00
	25-FEB-25	0.00	CASH	JAPANESE YEN CASH ACCOUNT	119.79	0.00	124.08	4.29	0.00

The information contained in this report represents estimated trade date investment calculations. Certain calculations may not be available for all time periods. Please refer to your custody statement for official portfolio holdings and transactions. Note that certain accounting methods may cause differences between this investment report and your custody statement.

Realized Gains/Losses

US Dollar

01 February 2025 to 28 February 2025

Wealth Invest Allspring Small Cap Aktier

Account: XXXXXXXXXXXVEST

Investment Strategy: Global Small Cap Equity

Primary Benchmark: Russell 2000 V thru 12/18/19 & MSCI World Small Cap (Net) 12/19/19



OPEN DATE	CLOSE DATE	QUANTITY	CUSIP	SECURITY	COST BASIS	AMORT. OR ACCRETION	PROCEEDS	SHORT TERM GAIN/LOSS	LONG TERM GAIN/LOSS
	26-FEB-25	0.00	CASH	BRITISH POUND CASH ACCOUNT	43,594.58	0.00	43,794.02	199.44	0.00
	26-FEB-25	0.00	CASH	DANISH KRONE CASH ACCOUNT	252,382.04	0.00	251,875.84	-506.20	0.00
28-SEP-22	27-FEB-25	1,196.00	04041L106	ARIS WATER SOLUTION INC	16,155.17	0.00	37,290.72	0.00	21,135.55
11-OCT-22	27-FEB-25	779.00	04041L106	ARIS WATER SOLUTION INC	10,522.47	0.00	24,162.89	0.00	13,640.42
11-OCT-22	27-FEB-25	793.00	04041L106	ARIS WATER SOLUTION INC	10,711.58	0.00	24,499.05	0.00	13,787.47
11-OCT-22	27-FEB-25	2,345.00	04041L106	ARIS WATER SOLUTION INC	31,675.48	0.00	73,115.99	0.00	41,440.51
23-NOV-22	27-FEB-25	1,219.00	04041L106	ARIS WATER SOLUTION INC	16,465.85	0.00	38,351.72	0.00	21,885.87
23-NOV-22	27-FEB-25	649.00	04041L106	ARIS WATER SOLUTION INC	8,766.48	0.00	20,050.30	0.00	11,283.82
03-MAY-24	27-FEB-25	727.75	B019M65	AZIMUT HOLDING SPA	19,106.54	0.00	19,661.32	554.78	0.00
06-MAY-24	27-FEB-25	1,794.25	B019M65	AZIMUT HOLDING SPA	47,106.38	0.00	48,474.15	1,367.77	0.00
15-JAN-25	27-FEB-25	134.00	04041L106	ARIS WATER SOLUTION INC	1,810.03	0.00	4,215.86	2,405.83	0.00
	27-FEB-25	0.00	CASH	EUROPEAN MONETARY UNION CASH ACCOUNT	68,178.30	0.00	68,140.18	-38.12	0.00
02-APR-20	28-FEB-25	21.00	B07ZBW6	BUCHER INDUSTRIES AG	7,550.02	0.00	8,950.12	0.00	1,400.11
18-AUG-20	28-FEB-25	52.00	B07ZBW6	BUCHER INDUSTRIES AG	18,695.28	0.00	22,162.19	0.00	3,466.92
10-SEP-20	28-FEB-25	25.00	B07ZBW6	BUCHER INDUSTRIES AG	8,988.12	0.00	10,654.91	0.00	1,666.79
10-SEP-20	28-FEB-25	68.00	B07ZBW6	BUCHER INDUSTRIES AG	24,447.67	0.00	29,453.82	0.00	5,006.15
30-SEP-20	28-FEB-25	31.00	B07ZBW6	BUCHER INDUSTRIES AG	11,145.26	0.00	13,427.48	0.00	2,282.21
30-SEP-20	28-FEB-25	38.00	B07ZBW6	BUCHER INDUSTRIES AG	13,661.93	0.00	16,245.00	0.00	2,583.06
15-MAR-21	28-FEB-25	12.00	B07ZBW6	BUCHER INDUSTRIES AG	4,314.30	0.00	5,130.00	0.00	815.70

The information contained in this report represents estimated trade date investment calculations. Certain calculations may not be available for all time periods. Please refer to your custody statement for official portfolio holdings and transactions. Note that certain accounting methods may cause differences between this investment report and your custody statement.

Realized Gains/Losses

US Dollar

01 February 2025 to 28 February 2025

Wealth Invest Allspring Small Cap Aktier

Account: XXXXXXXXXXXVEST

Investment Strategy: Global Small Cap Equity

Primary Benchmark: Russell 2000 V thru 12/18/19 & MSCI World Small Cap (Net) 12/19/19



OPEN DATE	CLOSE DATE	QUANTITY	CUSIP	SECURITY	COST BASIS	AMORT. OR ACCRETION	PROCEEDS	SHORT TERM GAIN/LOSS	LONG TERM GAIN/LOSS
	28-FEB-25	0.00	CASH	JAPANESE YEN CASH ACCOUNT	28.73	0.00	29.44	0.71	0.00
	28-FEB-25	0.00	CASH	SWISS FRANC CASH ACCOUNT	-4,398.86	0.00	-4,397.11	1.76	0.00
	28-FEB-25	0.00	CASH	AUSTRALIAN DOLLAR CASH ACCOUNT	18.42	0.00	18.08	-0.34	0.00
	28-FEB-25	0.00	CASH	EUROPEAN MONETARY UNION CASH ACCOUNT	16.76	0.00	16.73	-0.03	0.00
	28-FEB-25	0.00	CASH	SWISS FRANC CASH ACCOUNT	42,493.66	0.00	42,517.08	23.42	0.00
	28-FEB-25	0.00	CASH	SWISS FRANC CASH ACCOUNT	-16,251.48	0.00	-16,245.00	6.48	0.00
	28-FEB-25	0.00	CASH	AUSTRALIAN DOLLAR CASH ACCOUNT	8.55	0.00	8.39	-0.16	0.00
	28-FEB-25	0.00	CASH	SWISS FRANC CASH ACCOUNT	-29,465.58	0.00	-29,453.82	11.76	0.00
	28-FEB-25	0.00	CASH	DANISH KRONE CASH ACCOUNT	670.03	0.00	663.34	-6.69	0.00
	28-FEB-25	0.00	CASH	SWISS FRANC CASH ACCOUNT	-13,432.84	0.00	-13,427.48	5.36	0.00
	28-FEB-25	0.00	CASH	BRITISH POUND CASH ACCOUNT	16.80	0.00	16.73	-0.07	0.00
	28-FEB-25	0.00	CASH	DANISH KRONE CASH ACCOUNT	178.77	0.00	176.99	-1.78	0.00
TOTAL GAINS								13,493.20	305,201.33
TOTAL LOSSES								-43,677.29	-76,878.03
TOTAL					3,207,366.10	0.00	3,405,505.29	-30,184.09	228,323.30
TOTAL REALIZED GAIN/LOSS		198,139.21							

The information contained in this report represents estimated trade date investment calculations. Certain calculations may not be available for all time periods. Please refer to your custody statement for official portfolio holdings and transactions. Note that certain accounting methods may cause differences between this investment report and your custody statement.